


Town of Brunswick, Maine



Capital Improvement Program Fiscal Years Ending 2016 – 2020

Adopted May 28, 2015

Proposed: March 16, 2015
Public Hearing: May 14, 2015
Adopted: May 28, 2015

**Town of Brunswick, Maine
Capital Improvement Program**

For Fiscal Years Ending 2016-2020

Table of Contents

| | Page |
|---|-------------|
| Summary of Sources and Uses | 1 |
| Projects Recommended for funding | |
| Capital Improvements | 2 |
| Annual Programs/Reserves | 3 |
| Projects in Development | 4 |
| Proposed by Departments but not Recommended | 5 |
| Non-Town Projects | 5 |
| Projects with Proposed Debt | 6 |
| Debt Service charts | |
| Existing and Authorized Debt | 7 |
| Existing, Authorized and Proposed Debt | 8 |
| Existing, Authorized, Proposed and Projects in Development Debt | 9 |
| Estimated Tax Impacts - Summary | 10 |
| Tax Rate charts - Net Debt Service Effect on Tax Rate | |
| Existing, Authorized and Proposed Debt | 12 |
| Existing, Authorized, Proposed and Projects in Development Debt | 13 |
| Assumptions | 14 |
| Terms Used - Project Classifications | 15 |
| Terms Used - Definitions | 16 |
| Project Detail Sheets | 17 |

**Town of Brunswick, Maine
Capital Improvement Program**

For Fiscal Years Ending 2016-2020

| PROJECTS | 2014-15 | 2015-16 | 2016-17 | 2017-18 | 2018-19 | 2019-20 | TOTALS |
|----------------------------------|---------------------|---------------------|---------------------|---------------------|---------------------|---------------------|----------------------|
| Facilities - Improvements | \$ 1,770,080 | \$ - | \$ 685,530 | \$ - | \$ - | \$ - | \$ 685,530 |
| Infrastructure | 625,000 | 160,000 | 1,000,000 | - | - | - | 1,160,000 |
| Capital Acquisitions | 50,000 | 175,500 | - | - | 525,000 | - | 700,500 |
| Other Projects | - | 400,000 | - | - | - | - | 400,000 |
| Municipal vehicle replacement | 373,860 | 519,236 | 643,860 | 656,737 | 669,872 | 683,269 | 3,172,975 |
| Municipal annual work programs | 530,000 | 655,000 | 975,000 | 1,045,000 | 1,050,000 | 1,025,000 | 4,750,000 |
| School vehicle replacement | 169,000 | 185,000 | 185,400 | 190,962 | 196,691 | 202,592 | 960,645 |
| School annual work programs | 153,000 | 390,000 | 584,000 | 433,985 | 430,000 | 55,000 | 1,892,985 |
| TOTALS | \$ 3,670,940 | \$ 2,484,736 | \$ 4,073,790 | \$ 2,326,684 | \$ 2,871,563 | \$ 1,965,861 | \$ 13,722,635 |
| FUNDING SOURCES | | | | | | | |
| General Obligation Bonds | \$ 1,184,080 | \$ 525,500 | \$ 553,030 | \$ - | \$ 525,000 | \$ - | \$ 1,603,530 |
| General Fund Balance | 1,100,000 | 50,000 | 132,500 | - | - | - | 182,500 |
| Municipal Revenues - Annual Prog | 903,860 | 1,174,236 | 1,618,860 | 1,701,737 | 1,719,872 | 1,708,269 | 7,922,975 |
| School Revenues | 322,000 | 575,000 | 769,400 | 624,947 | 626,691 | 257,592 | 2,853,630 |
| U.S. Government | - | - | - | - | - | - | - |
| State of Maine | - | 100,000 | 800,000 | - | - | - | 900,000 |
| TIF Revenues | - | - | - | - | - | - | - |
| Impact Fees | - | 60,000 | - | - | - | - | 60,000 |
| Reserves | 161,000 | - | - | - | - | - | - |
| Other | - | - | 200,000 | - | - | - | 200,000 |
| TOTALS | \$ 3,670,940 | \$ 2,484,736 | \$ 4,073,790 | \$ 2,326,684 | \$ 2,871,563 | \$ 1,965,861 | \$ 13,722,635 |

Project Summary

| | 2014-15 | 2015-16 | 2016-17 | 2017-18 | 2018-19 | 2019-20 | TOTAL | FUNDING |
|--|---------------------|-------------------|---------------------|-------------|-------------------|-------------|---------------------|----------------|
| I. PROJECTS RECOMMENDED FOR FUNDING | | | | | | | | |
| <i>Capital Improvements</i> | | | | | | | | |
| Facilities - Improvements | | | | | | | | |
| McLellan Building Improvements | 1,100,000 | - | - | - | - | - | - | Gen. Fund Bal. |
| 17 Library Building Upgrades | - | - | 132,500 | - | - | - | 132,500 | Gen. Fund Bal. |
| Emerson Fire Station Improvements | 150,000 | - | - | - | - | - | - | G.O. Bonds |
| Recreation Boiler Building Roof | 50,000 | - | - | - | - | - | - | Reserves |
| Recreation Building Roof (partial) | 16,000 | - | - | - | - | - | - | Reserves |
| BJHS Air Quality | 454,080 | - | - | - | - | - | - | G.O. Bonds |
| 19 BHS Boiler Plant Replacement | - | - | 553,030 | - | - | - | 553,030 | G.O. Bonds |
| Total Facilities - Improvements | 1,770,080 | - | 685,530 | - | - | - | 685,530 | |
| Infrastructure | | | | | | | | |
| 21 Crosswalk lights | 25,000 | - | - | - | - | - | - | Reserves |
| Crosswalk lights | - | 100,000 | - | - | - | - | 100,000 | M.D.O.T |
| Nancy/Patricia/Pierce Reconstr | 580,000 | - | - | - | - | - | - | G.O. Bonds |
| Androscoggin Bike Path Design | 20,000 | - | - | - | - | - | - | Reserves |
| 23 Pine Street access | - | 60,000 | - | - | - | - | 60,000 | Impact Fees |
| 25 Riverwalk | - | - | 800,000 | - | - | - | 800,000 | M.D.O.T |
| Riverwalk | - | - | 200,000 | - | - | - | 200,000 | Other |
| Total Infrastructure | 625,000 | 160,000 | 1,000,000 | - | - | - | 1,160,000 | |
| Capital Acquisitions | | | | | | | | |
| 27 Telecommunications | 50,000 | - | - | - | - | - | - | Reserves |
| Telecommunications | - | 50,000 | - | - | - | - | 50,000 | Gen. Fund Bal. |
| 29 P&R Sidewalk tractor/snowblower | - | 125,500 | - | - | - | - | 125,500 | G.O. Bonds |
| 31 Engine 2 Replacement | - | - | - | - | 525,000 | - | 525,000 | G.O. Bonds |
| Total Capital Acquisitions | 50,000 | 175,500 | - | - | 525,000 | - | 700,500 | |
| Other Projects | | | | | | | | |
| 33 Property Revaluation | - | 400,000 | - | - | - | - | 400,000 | G.O. Bonds |
| Total Other Projects | \$ - | \$ 400,000 | \$ - | \$ - | \$ - | \$ - | \$ 400,000 | |
| Total Capital Improvements | \$ 2,445,080 | \$ 735,500 | \$ 1,685,530 | \$ - | \$ 525,000 | \$ - | \$ 2,946,030 | |

| | 2014-15 | 2015-16 | 2016-17 | 2017-18 | 2018-19 | 2019-20 | TOTAL | FUNDING |
|--|---------------------|---------------------|---------------------|---------------------|---------------------|---------------------|----------------------|-----------------|
| <i>Annual Programs/Reserves</i> | | | | | | | | |
| Municipal Vehicle Replacement | | | | | | | | |
| Fire Vehicle Replacement | \$ 30,000 | \$ 104,040 | \$ 106,121 | \$ 108,243 | \$ 110,408 | \$ 112,616 | \$ 541,429 | Munic. Revenues |
| Police Vehicle Replacement | 106,440 | 109,208 | 144,032 | 146,913 | 149,851 | 152,848 | 702,851 | Munic. Revenues |
| PW Vehicle Replacement | 227,420 | 283,968 | 340,647 | 347,460 | 354,409 | 361,497 | 1,687,981 | Munic. Revenues |
| P&R Vehicle Replacement | 10,000 | 22,020 | 53,060 | 54,121 | 55,204 | 56,308 | 240,713 | Munic. Revenues |
| Total vehicle replacement | 373,860 | 519,236 | 643,860 | 656,737 | 669,872 | 683,269 | 3,172,975 | |
| Municipal Annual Work Programs | | | | | | | | |
| PW - Sidewalks | - | 25,000 | 50,000 | 50,000 | 50,000 | 50,000 | 225,000 | Munic. Revenues |
| PW - Street Resurfacing | 530,000 | 630,000 | 725,000 | 750,000 | 775,000 | 775,000 | 3,655,000 | Munic. Revenues |
| Woodward Point reconstruction | - | - | 200,000 | 170,000 | - | - | 370,000 | Munic. Revenues |
| Range Road Culvert | - | - | - | 75,000 | - | - | 75,000 | Munic. Revenues |
| Bowdoin/Whittier/Berry reconstr | - | - | - | - | 225,000 | - | 225,000 | Munic. Revenues |
| Oak St reconstruction | - | - | - | - | - | 200,000 | 200,000 | Munic. Revenues |
| Total annual work programs | 530,000 | 655,000 | 975,000 | 1,045,000 | 1,050,000 | 1,025,000 | 4,750,000 | |
| Total Municipal Programs/Reserves | \$ 903,860 | \$ 1,174,236 | \$ 1,618,860 | \$ 1,701,737 | \$ 1,719,872 | \$ 1,708,269 | \$ 7,922,975 | |
| School Department | | | | | | | | |
| School Vehicle Replacement | 169,000 | 185,000 | 185,400 | 190,962 | 196,691 | 202,592 | 960,645 | School Revenues |
| School Annual Work Program | 153,000 | 390,000 | 584,000 | 433,985 | 430,000 | 55,000 | 1,892,985 | School Revenues |
| Total School Programs/Reserves | \$ 322,000 | \$ 575,000 | \$ 769,400 | \$ 624,947 | \$ 626,691 | \$ 257,592 | \$ 2,853,630 | |
| Total Annual Programs/Reserves | \$ 1,225,860 | \$ 1,749,236 | \$ 2,388,260 | \$ 2,326,684 | \$ 2,346,563 | \$ 1,965,861 | \$ 10,776,605 | |

Project Summary

| | 2014-15 | 2015-16 | 2016-17 | 2017-18 | 2018-19 | 2019-20 | TOTAL | FUNDING |
|--------------------------------------|------------------|---------------------|---------------------|---------------------|---------------------|---------------------|----------------------|----------------|
| II. PROJECTS IN DEVELOPMENT | | | | | | | | |
| <i>Capital Improvements</i> | | | | | | | | |
| Facilities | | | | | | | | |
| 35 Town Hall Exterior Trim | \$ - | \$ 200,000 | \$ - | \$ - | \$ - | \$ - | \$ 200,000 | G.O. Bonds |
| 37 Town Hall HVAC | - | - | - | - | 400,000 | - | 400,000 | G.O. Bonds |
| 39 BHS Track Replacement | - | 300,000 | - | - | - | - | 300,000 | G.O. Bonds |
| 41 Jordan Acres demo & site work | - | 325,000 | - | - | - | - | 325,000 | G.O. Bonds |
| 43 Elementary grades transition | - | - | 215,000 | - | - | - | 215,000 | G.O. Bonds |
| 45 Elementary School Solution | - | - | 5,000,000 | - | - | - | 5,000,000 | G.O. Bonds |
| 47 Junior High School Solution | - | - | - | 5,000,000 | - | - | 5,000,000 | G.O. Bonds |
| 49 BJHS sprinkler system | - | - | - | 248,000 | - | - | 248,000 | G.O. Bonds |
| 51 Tennis Courts | - | - | 208,060 | - | - | - | 208,060 | G.O. Bonds |
| 53 Bus Garage | - | - | - | - | - | 2,200,000 | 2,200,000 | G.O. Bonds |
| 55 Central Fire Station | - | - | - | - | 6,000,000 | - | 6,000,000 | G.O. Bonds |
| 57 Vehicle Wash Bay | - | 20,000 | 255,000 | - | - | - | 275,000 | GF Bal/Bonds |
| 59 Aquatics Facility | - | - | - | - | 1,500,000 | - | 1,500,000 | G.O. Bonds |
| Aquatics Facility | - | - | - | - | 1,500,000 | - | 1,500,000 | Other |
| 61 Land for Brunswick's Future | - | - | 50,000 | 50,000 | 50,000 | 50,000 | 200,000 | Gen. Fund Bal. |
| 63 East Brunswick Fields | - | - | - | 250,000 | 250,000 | - | 500,000 | G.O. Bonds |
| Total Facilities | \$ - | \$ 845,000 | \$ 5,728,060 | \$ 5,548,000 | \$ 9,700,000 | \$ 2,250,000 | \$ 24,071,060 | |
| Infrastructure | | | | | | | | |
| 65 Cooks Corner Road Development | - | 1,400,000 | - | - | - | - | 1,400,000 | G.O. Bonds |
| Cooks Corner Road Development | 45,801 | 130,000 | - | - | - | - | 130,000 | Impact Fees |
| Cooks Corner Road Development | - | 500,000 | - | - | - | - | 500,000 | Other |
| 67 Maine St Sidewalks/Lighting | - | 50,000 | 50,000 | - | - | - | 100,000 | TIF revenues |
| 69 BHS Egress Road | - | - | 500,000 | - | - | - | 500,000 | G.O. Bonds |
| 71 Union Street storm sewer | - | - | 1,300,000 | - | - | - | 1,300,000 | G.O. Bonds |
| 73 Androscoggin Bike Path | - | - | - | 300,000 | - | - | 300,000 | G.O. Bonds |
| Androscoggin Bike Path | - | - | - | 100,000 | - | - | 100,000 | Impact Fees |
| Androscoggin Bike Path | - | - | - | 1,600,000 | - | - | 1,600,000 | U.S. D.O.T. |
| Total Infrastructure | \$ 45,801 | \$ 2,080,000 | \$ 1,850,000 | \$ 2,000,000 | \$ - | \$ - | \$ 3,800,000 | |
| Total Projects in Development | \$ 45,801 | \$ 2,925,000 | \$ 7,578,060 | \$ 7,548,000 | \$ 9,700,000 | \$ 2,250,000 | \$ 27,871,060 | |

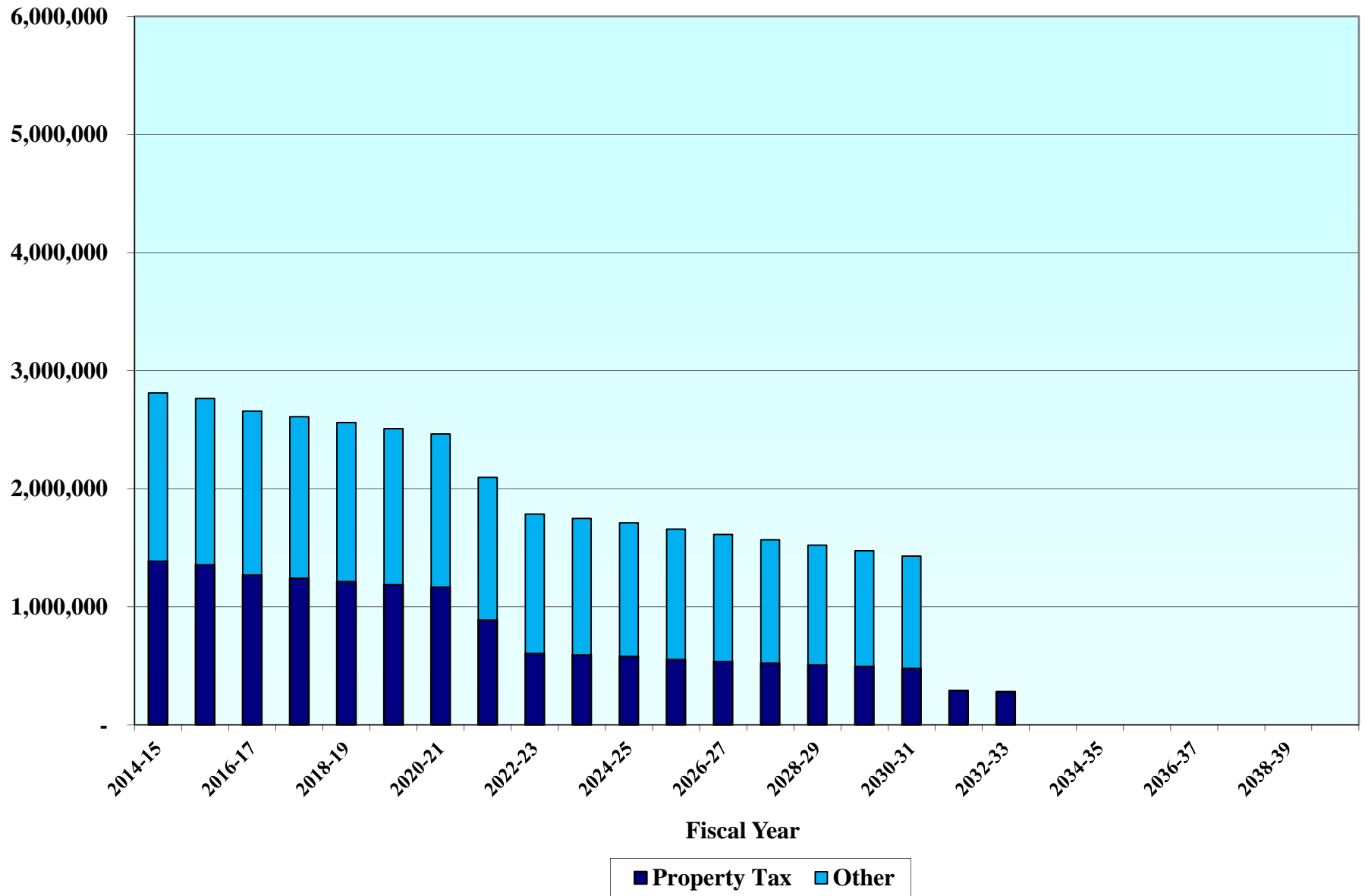
| | 2014-15 | 2015-16 | 2016-17 | 2017-18 | 2018-19 | 2019-20 | TOTAL | FUNDING |
|---|-------------------|---------------------|---------------------|-------------------|-------------------|-------------|---------------------|-----------------|
| III. PROPOSED BY DEPARTMENTS BUT NOT RECOMMENDED | | | | | | | | |
| <i>Capital Improvements</i> | | | | | | | | |
| Facilities | | | | | | | | |
| 75 Lamb Boat Launch | \$ - | \$ - | \$ - | \$ - | \$ 120,000 | \$ - | \$ 120,000 | I.F.W. - D.O.C. |
| Lamb Boat Launch | - | - | - | - | 30,000 | - | 30,000 | Gen. Fund Bal. |
| 77 Landfill Wastewater Treatment | - | - | 1,000,000 | - | - | - | 1,000,000 | G.O. Bonds |
| 79 People Plus Parking Lot | - | - | - | 100,000 | - | - | 100,000 | Gen. Fund Bal. |
| 81 Skate Park | - | - | 100,000 | - | - | - | 100,000 | G.O. Bonds |
| Total Projects Not Recommended | <u>\$ -</u> | <u>\$ -</u> | <u>\$ 1,100,000</u> | <u>\$ 100,000</u> | <u>\$ 150,000</u> | <u>\$ -</u> | <u>\$ 1,350,000</u> | |
| IV. NON-TOWN PROJECTS | | | | | | | | |
| Black Bridge road removal | \$ 244,000 | \$ - | \$ - | \$ - | \$ - | \$ - | \$ - | M.D.O.T. |
| Solar installation - Rec building | 400,000 | - | - | - | - | - | - | Other |
| Frank J.Wood Bridge/Rt 201 rehab | - | 550,000 | - | - | - | - | 550,000 | M.D.O.T. |
| New Meadows Bridge rehab | - | 1,450,000 | - | - | - | - | 1,450,000 | M.D.O.T. |
| Route 24 preservation paving | - | 1,418,500 | - | - | - | - | 1,418,500 | M.D.O.T. |
| Route 1 preservation paving | - | 647,800 | - | - | - | - | 647,800 | M.D.O.T. |
| Maine Region 10 master plan | - | - | 3,400,000 | - | - | - | 3,400,000 | MR 10 Bonds |
| Total Non-Town Projects | <u>\$ 644,000</u> | <u>\$ 4,066,300</u> | <u>\$ 3,400,000</u> | <u>\$ -</u> | <u>\$ -</u> | <u>\$ -</u> | <u>\$ 7,466,300</u> | |

Projects with Proposed Debt

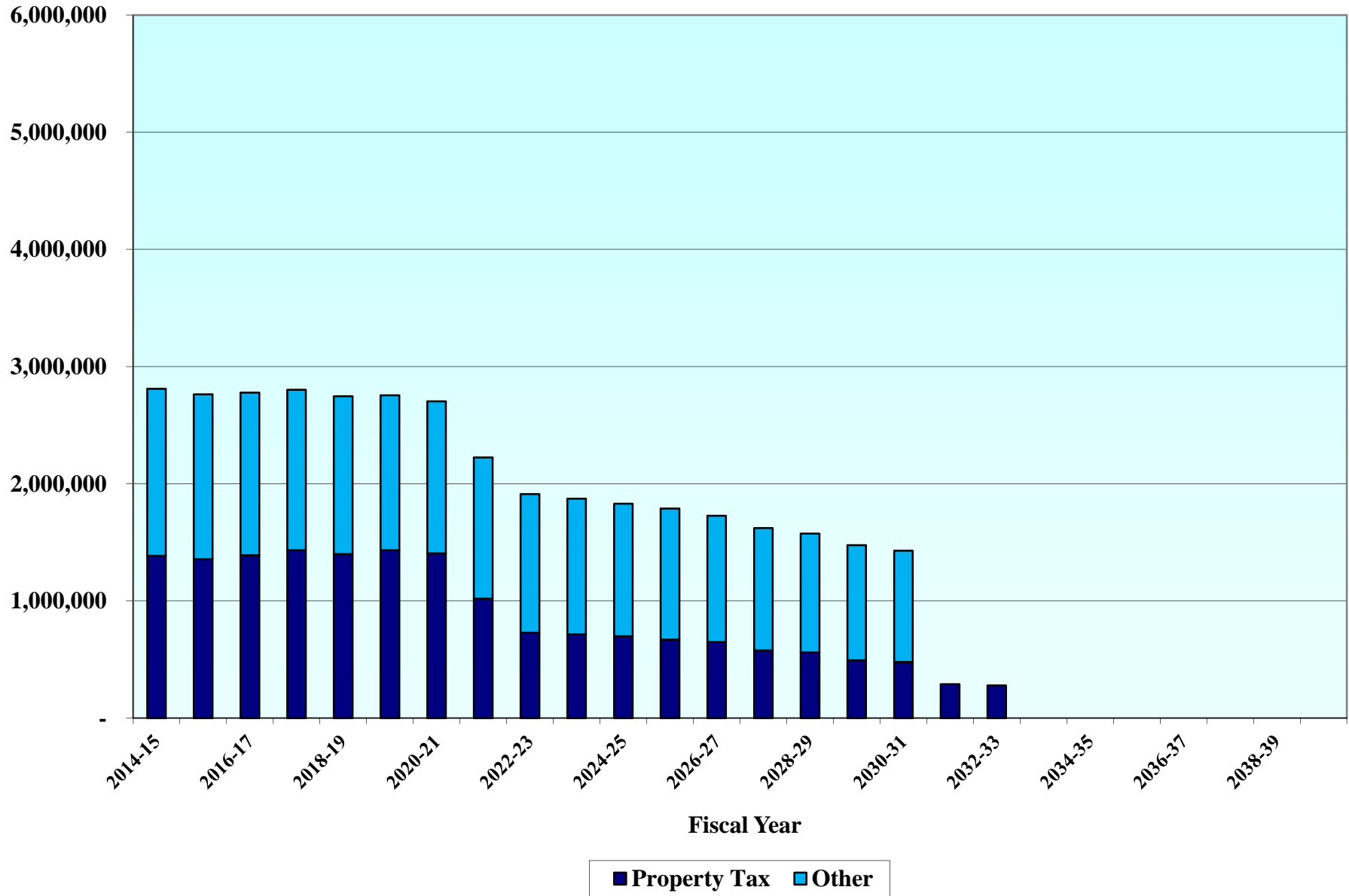
| | Bond Tier | Bond Year | Fiscal Year | Estimated Project Cost | Assumed Bond Years | Assumed Interest Rate | Projected First Year Debt Service (a) | Estimated First Yr Tax Rate Impact (b) | Estimated Total Debt Service (c) |
|--|-----------|-----------|-------------|------------------------|--------------------|-----------------------|---------------------------------------|--|----------------------------------|
| Debt Authorized But Not Issued | | | | | | | | | |
| BJHS Air Quality | 5 | 31 | 2016-17 | 454,080 | 5 | 2.90% | 103,984 | 0.28% | 493,585 |
| Nancy/Patricia/Pierce Road Reconstr. | 15 | 31 | 2016-17 | 580,000 | 15 | 3.30% | 57,807 | 0.15% | 733,120 |
| Emerson Station Building Repairs | 10 | 31 | 2016-17 | 150,000 | 10 | 3.10% | 19,650 | 0.05% | 175,575 |
| Sidewalk Tractor | 5 | 31 | 2016-17 | 146,000 | 5 | 2.90% | 33,434 | 0.09% | 158,702 |
| | | | | \$ 1,330,080 | | | \$ 214,875 | | \$ 1,560,982 |
| Debt on Recommended Projects | | | | | | | | | |
| P&R Sidewalk Tractor/Snowblower | 5 | 31 | 2016-17 | 125,500 | 5 | 2.90% | 28,740 | 0.08% | 136,419 |
| BHS Boiler Plant Replacement | 10 | 32 | 2017-18 | 553,030 | 10 | 3.30% | 73,553 | 0.20% | 653,405 |
| Engine 2 Replacement | 10 | 34 | 2019-20 | 525,000 | 10 | 3.70% | 71,925 | 0.19% | 597,188 |
| Property Revaluation | 5 | 31 | 2016-17 | 400,000 | 5 | 2.90% | 91,600 | 0.24% | 434,800 |
| | | | | \$ 1,603,530 | | | \$ 265,817 | | \$ 1,821,811 |
| Debt on Projects in Development | | | | | | | | | |
| Town Hall Exterior Trim | 10 | 31 | 2016-17 | 200,000 | 10 | 3.10% | 26,200 | 0.07% | 234,100 |
| Town Hall HVAC | 10 | 34 | 2019-20 | 400,000 | 10 | 3.70% | 54,800 | 0.15% | 481,400 |
| Jordan Acres Demolition/Site Work | 10 | 31 | 2016-17 | 325,000 | 10 | 3.10% | 42,575 | 0.11% | 380,413 |
| BHS Track Replacement | 10 | 31 | 2016-17 | 300,000 | 10 | 3.10% | 39,300 | 0.10% | 351,150 |
| Elementary Grades Transition | 10 | 32 | 2017-18 | 215,300 | 10 | 3.30% | 28,635 | 0.08% | 254,377 |
| Elementary School Solution | 20 | 32 | 2017-18 | 5,000,000 | 20 | 3.70% | 435,000 | 1.16% | 6,942,500 |
| Junior High School Solution | 20 | 33 | 2018-19 | 5,000,000 | 20 | 3.90% | 445,000 | 1.19% | 7,047,500 |
| BJHS Sprinkler system | 10 | 33 | 2018-19 | 248,000 | 10 | 3.50% | 33,480 | 0.09% | 295,740 |
| Tennis Courts | 10 | 32 | 2017-18 | 208,060 | 10 | 3.30% | 27,672 | 0.07% | 245,823 |
| Bus Garage | 20 | 35 | 2020-21 | 2,200,000 | 20 | 4.30% | 204,600 | 0.55% | 3,193,300 |
| Central Fire Station | 20 | 34 | 2019-20 | 6,000,000 | 20 | 4.10% | 546,000 | 1.46% | 8,583,000 |
| Aquatics Facility | 20 | 34 | 2019-20 | 1,500,000 | 20 | 4.10% | 136,500 | 0.36% | 2,145,750 |
| Vehicle Wash Bay | 20 | 32 | 2017-18 | 255,000 | 20 | 3.70% | 22,185 | 0.06% | 354,068 |
| East Brunswick Fields | 20 | 34 | 2019-20 | 500,000 | 20 | 4.10% | 45,500 | 0.12% | 715,250 |
| BHS Egress Road | 20 | 32 | 2017-18 | 500,000 | 20 | 3.70% | 43,500 | 0.12% | 694,250 |
| Union St Storm Sewer | 20 | 32 | 2017-18 | 1,300,000 | 20 | 3.70% | 113,100 | 0.30% | 1,805,050 |
| Androscoggin Bike Path | 20 | 33 | 2018-19 | 300,000 | 20 | 3.90% | 26,700 | 0.07% | 422,850 |
| Cooks Corner Road Project | 15 | 31 | 2016-17 | 1,400,000 | 15 | 3.30% | 139,533 | 0.37% | 1,769,600 |
| | | | | \$ 25,851,360 | | | \$ 2,410,280 | | \$ 35,916,120 |
| From Other Sources | | | | | | | | | |
| TIF Revenues - Cooks Corner Road Development | | | | \$ 1,400,000 | | | \$ 139,533 | | \$ 1,769,600 |
| | | | | \$ 24,451,360 | | | \$ 2,270,747 | | \$ 34,146,520 |

Town of Brunswick
Capital Improvement Program

Debt Service - Existing Debt and Authorized Debt

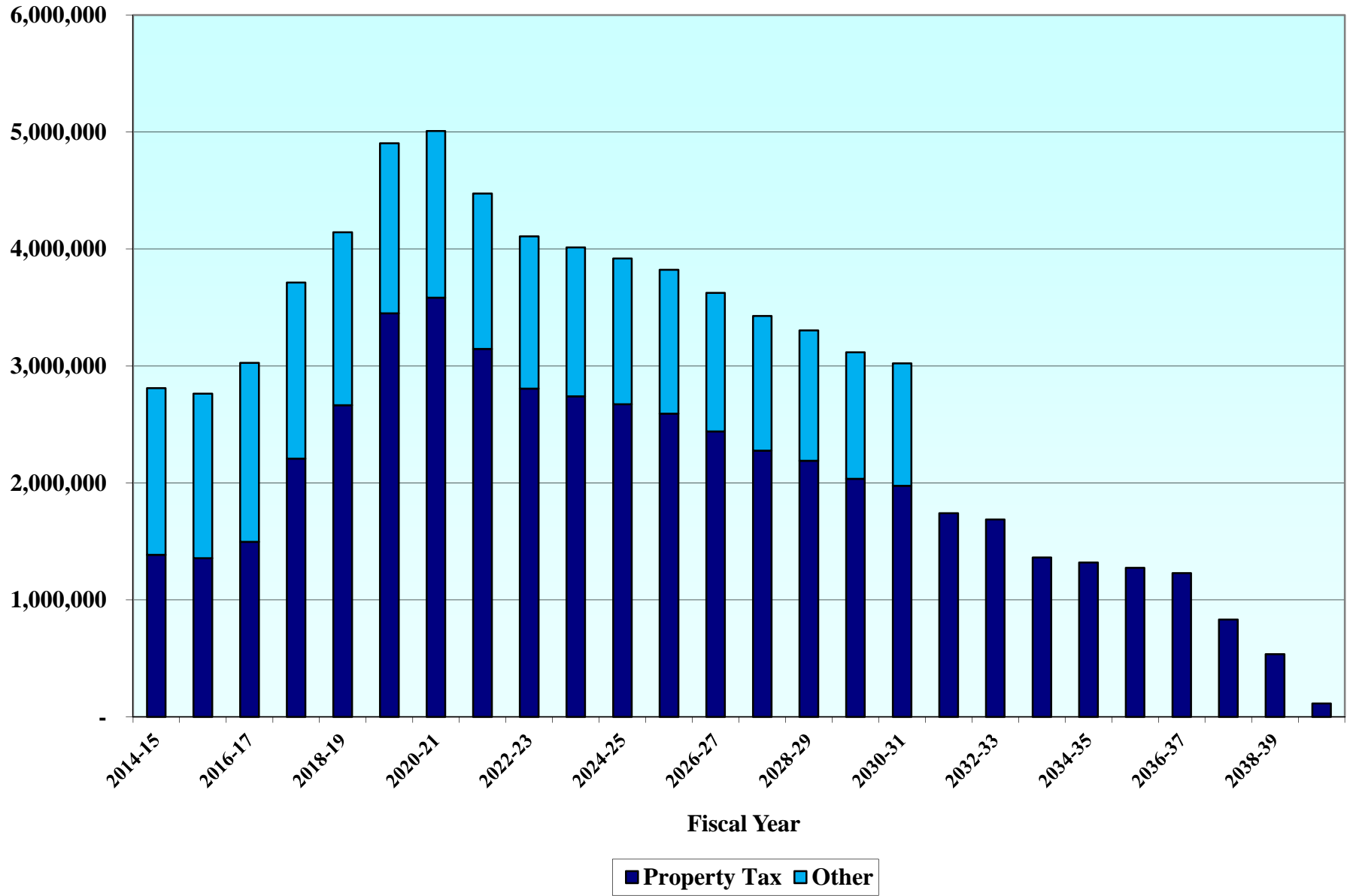


**Town of Brunswick
Capital Improvement Program
Debt Service - Existing, Authorized, and Proposed**



Town of Brunswick
Capital Improvement Program

Debt Service - Existing, Authorized, Proposed and Projects in Development



| | 2014-15 | 2015-16 | 2016-17 | 2017-18 | 2018-19 | 2019-20 |
|---|------------------|------------------|------------------|------------------|------------------|------------------|
| TAX IMPACT OF RECOMMENDED PROJECTS | | | | | | |
| Projects Financed with Debt | | | | | | |
| Existing Debt Service | | | | | | |
| Existing Debt Service | \$ 2,811,249 | \$ 2,763,279 | \$ 2,442,928 | \$ 2,400,711 | \$ 2,355,906 | \$ 2,309,211 |
| TIF Subsidy | (83,480) | (82,060) | (78,315) | (76,245) | (74,175) | (72,105) |
| School Subsidy (estimated) | (1,341,739) | (1,325,706) | (1,310,649) | (1,292,704) | (1,272,507) | (1,250,665) |
| Existing Debt Service - Net | 1,386,030 | 1,355,513 | 1,053,965 | 1,031,762 | 1,009,224 | 986,441 |
| New Debt Service | | | | | | |
| Authorized But Not Issued | - | - | 214,875 | 209,654 | 204,432 | 199,211 |
| Proposed Debt Service | - | - | 120,340 | 190,845 | 185,972 | 246,724 |
| TIF Subsidy | - | - | - | - | - | - |
| New Debt Service - Net | - | - | 335,214 | 400,498 | 390,404 | 445,934 |
| Existing and New Debt Service - Net | 1,386,030 | 1,355,513 | 1,389,179 | 1,432,260 | 1,399,628 | 1,432,376 |
| Change from Previous Year | (102,591) | (30,518) | 33,667 | 43,081 | (32,632) | 32,748 |
| Tax Rate Impact - Debt Service | -0.27% | -0.08% | 0.09% | 0.11% | -0.09% | 0.09% |
| Projects Financed with other than Debt | | | | | | |
| Non-Debt Sources | | | | | | |
| Municipal Revenues | 903,860 | 1,174,236 | 1,618,860 | 1,701,737 | 1,719,872 | 1,708,269 |
| School Revenues | 322,000 | 575,000 | 769,400 | 624,947 | 626,691 | 257,592 |
| Non-Debt Projects | 1,225,860 | 1,749,236 | 2,388,260 | 2,326,684 | 2,346,563 | 1,965,861 |
| Change from Previous Year | (297,365) | 523,376 | 639,024 | (61,576) | 19,879 | (380,702) |
| Tax Rate Impact - Non-Debt Projects | -0.79% | 1.40% | 1.70% | -0.16% | 0.05% | -1.02% |
| Projects Financed Debt and Non-Debt | | | | | | |
| Debt and Non-Debt Projects | 2,611,890 | 3,104,749 | 3,777,439 | 3,758,945 | 3,746,191 | 3,398,237 |
| Change from Previous Year | (399,956) | 492,858 | 672,691 | (18,495) | (12,754) | (347,954) |
| Tax Rate Impact - Capital Projects | -1.07% | 1.31% | 1.79% | -0.05% | -0.03% | -0.93% |

| | 2014-15 | 2015-16 | 2016-17 | 2017-18 | 2018-19 | 2019-20 |
|---|------------------|------------------|------------------|------------------|------------------|------------------|
| Operating Costs Related to New Projects | | | | | | |
| Operating Costs | - | - | - | - | - | - |
| Change from Previous Year | - | - | - | - | - | - |
| <i>Tax Rate Impact - Operating Costs</i> | 0.00% | 0.00% | 0.00% | 0.00% | 0.00% | 0.00% |
| Recommended Projects & Operating Costs - Total | 2,611,890 | 3,104,749 | 3,777,439 | 3,758,945 | 3,746,191 | 3,398,237 |
| Change from Previous Year | (399,956) | 492,858 | 672,691 | (18,495) | (12,754) | (347,954) |
| <i>Tax Rate Impact - Projects & Operating</i> | -1.07% | 1.31% | 1.79% | -0.05% | -0.03% | -0.93% |
| | | | | | | |
| Estimates assume a 1% tax increase is equal to: | \$375,000 | \$375,000 | \$375,000 | \$375,000 | \$375,000 | \$375,000 |

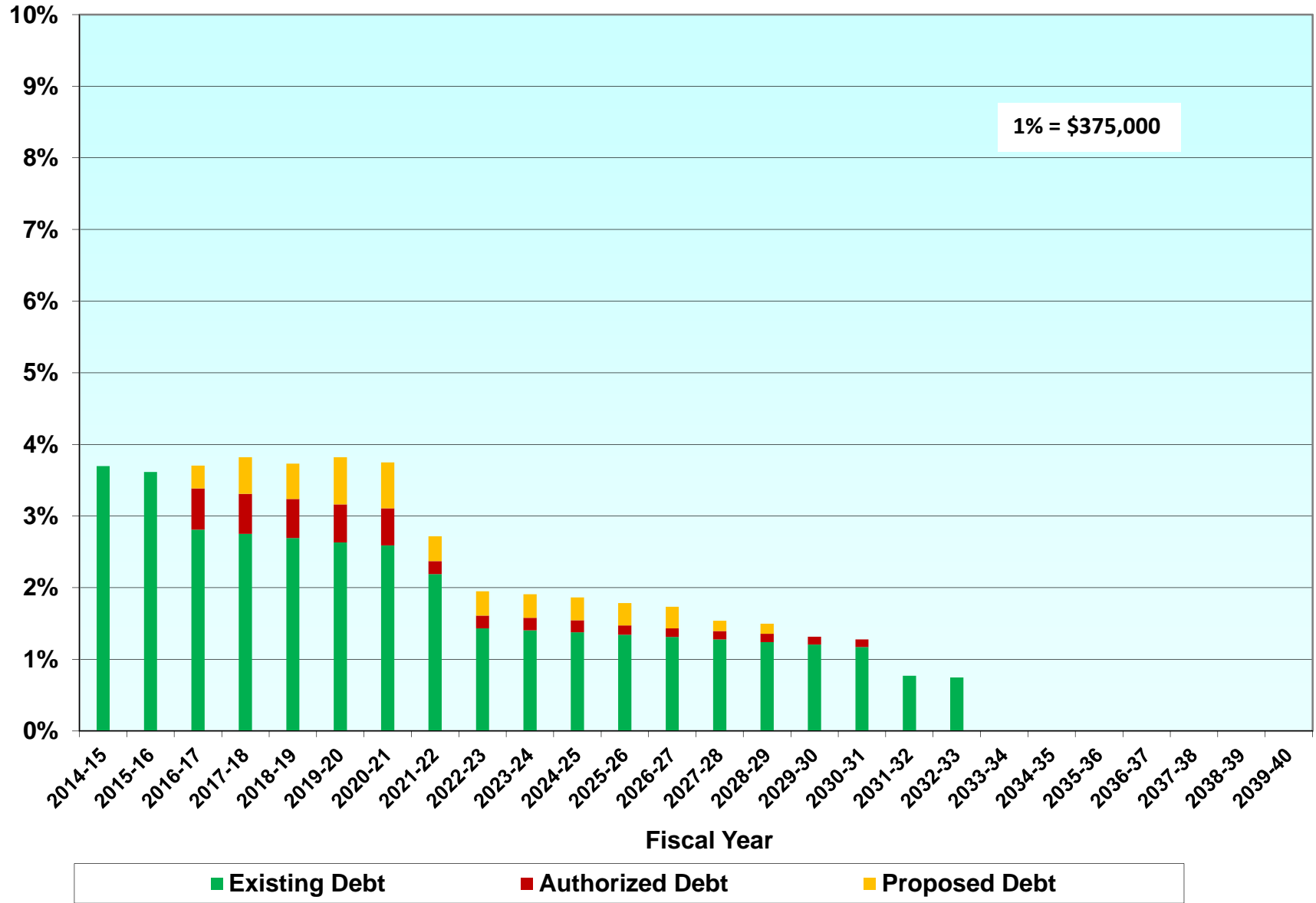
TAX IMPACT OF ADDING PROJECTS UNDER DEVELOPMENT

Projects Under Development

| | | | | | | |
|--|------------------|------------------|------------------|------------------|------------------|------------------|
| Estimated Debt Service | - | - | 108,075 | 775,609 | 1,263,783 | 2,018,374 |
| Change from Previous Year | - | - | 108,075 | 667,534 | 488,174 | 754,591 |
| <i>Tax Rate Impact - Projects under Development</i> | 0.00% | 0.00% | 0.29% | 1.78% | 1.30% | 2.01% |
| | | | | | | |
| Total Proposed and Projects Under Development | 2,611,890 | 3,104,749 | 3,885,514 | 4,534,554 | 5,009,974 | 5,416,611 |
| Change from Previous Year | (399,956) | 492,858 | 780,766 | 649,040 | 475,420 | 406,637 |
| <i>Tax Rate Impact - Recommended Projects and Projects Under Development</i> | -1.07% | 1.31% | 2.08% | 1.73% | 1.27% | 1.08% |
| | | | | | | |
| Estimates assume a 1% tax increase is equal to: | \$375,000 | \$375,000 | \$375,000 | \$375,000 | \$375,000 | \$375,000 |

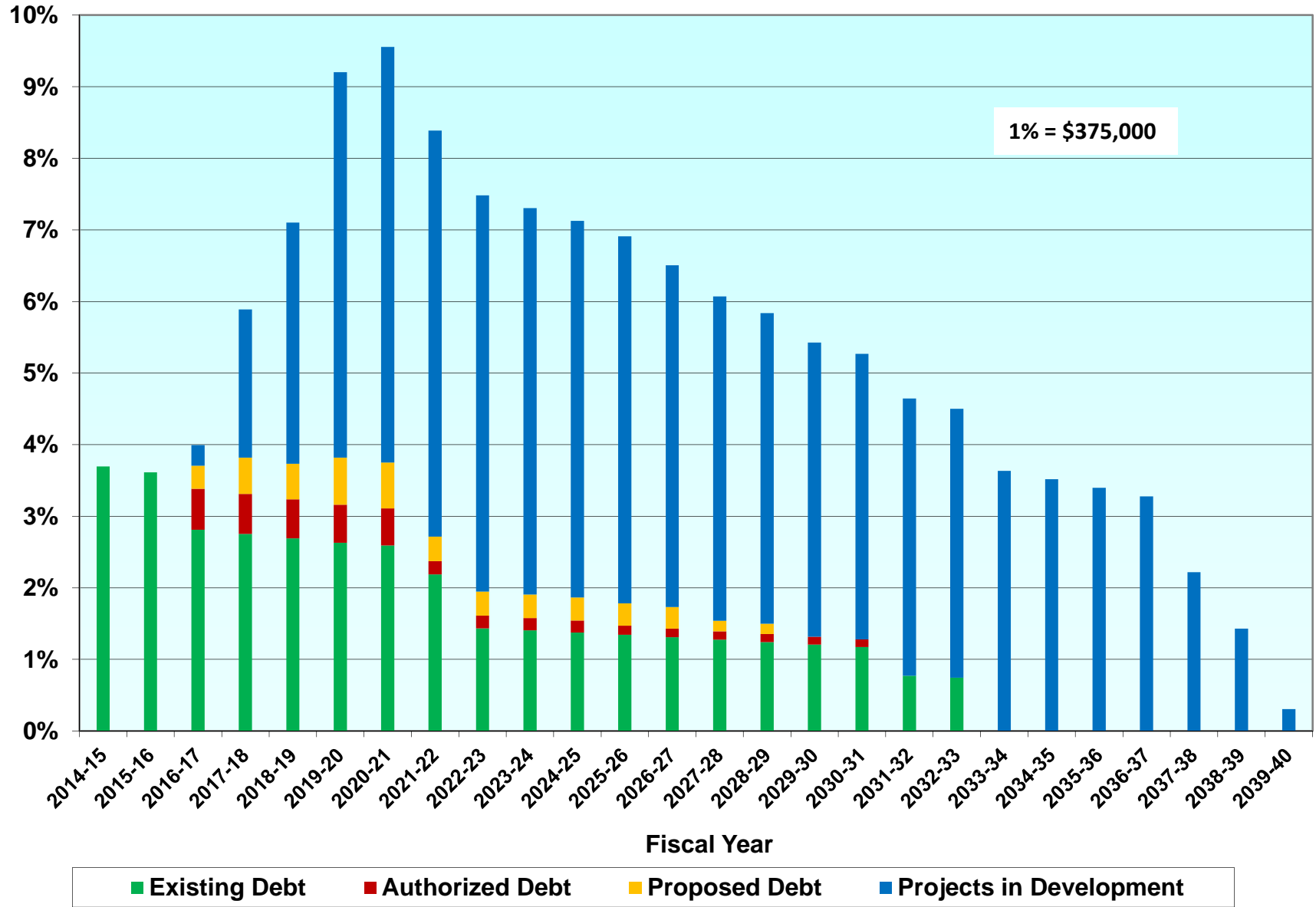
Town of Brunswick
Capital Improvement Program

Net Debt Service Effect on Tax Rate



Town of Brunswick
Capital Improvement Program

Net Debt Service Effect on Tax Rate
Including Projects in Development



Town of Brunswick, Maine
Capital Improvement Program
Assumptions

| Tier | Bond Years | Bond Year Start | | | | | | |
|------------------|--------------|-----------------|-------|-------|-------|-------|-------|-------|
| | | 29 | 30 | 31 | 32 | 33 | 34 | 35 |
| 5 | 0-5 | 2.50% | 2.70% | 2.90% | 3.10% | 3.30% | 3.50% | 3.70% |
| 10 | 6-10 | 2.70% | 2.90% | 3.10% | 3.30% | 3.50% | 3.70% | 3.90% |
| 15 | 11-15 | 2.90% | 3.10% | 3.30% | 3.50% | 3.70% | 3.90% | 4.10% |
| 20 | 16-20 | 3.10% | 3.30% | 3.50% | 3.70% | 3.90% | 4.10% | 4.30% |
| 25 | 21-25 | 3.30% | 3.50% | 3.70% | 3.90% | 4.10% | 4.30% | 4.50% |
| 30 | 26-30 | 3.50% | 3.70% | 3.90% | 4.10% | 4.30% | 4.50% | 4.70% |
| Base: | 2.50% | | | | | | | |
| Year Inc. | 0.20% | | | | | | | |
| Tier Inc: | 0.50% | | | | | | | |

| Bond Year | Fiscal Year | |
|-----------|-------------|-------------------------------|
| 29 | 2014-15 | |
| 30 | 2015-16 | |
| 31 | 2016-17 | Elementary School |
| 32 | 2017-18 | State Subsidy: 87.04% |
| 33 | 2018-19 | Taxes |
| 34 | 2019-20 | One percent: \$375,000 |
| 35 | 2020-21 | |

- (a) The first year debt service payment is an estimate assuming level principal payments and the rates and terms shown. Actual rates and terms will be determined if and when bonds are issued.
- (b) Assumes a 1% Tax Rate increase equals: **\$375,000**
- (c) This is the estimated total debt service over the life of the bonds. It assumes the rates and terms shown.

Terms used in this Capital Improvement Program

CIP Project Classifications

CIP Projects are classified in one of four classifications:

CIP Projects Recommended for Funding - Projects and acquisitions included have been sufficiently developed and defined as to clearly identify the scope and cost of the project and the recommended funding sources. It is highly likely that projects in this class will eventually be authorized for completion and funding.

CIP Projects In Development - Projects and acquisitions of this class are under active consideration but have not been sufficiently developed or defined to clearly identify the scope or cost of the project. Typically, projects in this category are being evaluated from several alternatives, or there is not sufficient confidence in the cost estimates to determine whether the project should be recommended for funding.

CIP Projects Not Recommended - Projects and acquisitions of this class have been identified or requested by departments or others but are either insufficiently developed or defined, or have been deemed to be beyond the funding capacity of the Town. These projects may receive consideration at a future date should circumstances warrant.

CIP Projects Non-Town Funded - Projects to be completed and funded solely by entities other than the Town, with an estimated operational cost impact to the Town of less than \$25,000, are of interest to the Town in its planning efforts. However, as they have a minimal, or no, impact on Town finances, they are shown separately from Town funded projects.

Terms used in this Capital Improvement Program

CIP Definitions

Capital Project or Acquisition – a CIP project, item, or a network or system of items must have a cost of at least \$100,000 and a life expectancy of five years or more. The terms “project” and “projects” shall include items that are acquisitions.

Network or System of Items - items that are intended to be a part of a larger network or system, that when purchased individually may have a cost of less than \$100,000. For example, a computer network may be comprised of several components, each of which cost less than \$100,000, but as a group comprise a network costing \$100,000 or more.

Vehicle Replacement Program – a systematic annual funding process for the replacement of fleet vehicles and equipment. These programs shall be included as items in the CIP even when the annual funding is less than \$100,000.

Work Programs – refers to capital project work generally performed by department or contracted resources and funded annually. These programs shall be included as items in the CIP.

Minor Capital – Refers to items that, although capital in nature, do not meet the above definitions of a project or acquisition, or of a system or network or items. Minor capital items should be included in the Town’s annual operating budget.

Operating costs – Refers the ongoing annual costs associated with a capital project or acquisition. The Town shall identify the estimated annual operating cost impact (net increase or decrease) related to a project when those operating cost impact to the Town is estimated to be \$25,000 or greater.

Debt - Related Terminology

Existing Debt Service - The existing debt service costs taken from the current debt service schedules. It represents the actual current obligations of the Town.

Enterprise Debt - This is debt on the Town's solid waste landfill facilities. The debt service for those facilities is intended to be recovered through user fees or subsidy.

TIF Debt - This is debt intended to be paid with Tax Increment Financing (TIF) Revenues.

Debt Authorized But Not Issued - This is an estimate of the debt service costs on projects that have been authorized but for which debt has not yet been issued. These are estimates. The actual costs will be determined by project costs, structure of the bond issues, and prevailing interest rates at the time the bonds are issued.

Proposed New Debt - The debt service costs for new projects proposed in the CIP. These are estimates. The actual costs will be determined by project costs, structure of the bond issues, and prevailing interest rates at the time the bonds are issued.

State School Construction Debt Service Subsidy - The State of Maine Department of Education (DOE) assists school units with state-approved construction projects under a complex arrangement. First, the DOE, after extensive review of a proposed school construction project, determines a level of project costs that it deems eligible for state subsidy. Then, the annual debt service for those eligible costs is included in the calculation of the unit’s annual subsidy of all of its education costs, using the State’s Essential Programs and Service (EPS) funding model. The EPS model uses a number of variables that will change annually. Further, the model is subject to change by the actions of the State Legislature and the DOE. Also the annual level of EPS funding is determined in the State budget process. School debt service subsidy estimates are intended only for planning purposes. Future estimates and actual subsidy payments may be materially different.

**Town of Brunswick, Maine
Capital Improvement Program
For Fiscal Years Ending 2016-2020**

Project Detail Sheets

| | Page |
|---|-------------|
| CIP Projects Recommended for Funding - Projects and acquisitions included have been sufficiently developed and defined as to clearly identify the scope and cost of the project and the recommended funding sources. It is highly likely that projects in this class will eventually be authorized for completion and funding. | 17 |
| CIP Projects In Development - Projects and acquisitions of this class are under active consideration but have not been sufficiently developed or defined to clearly identify the scope or cost of the project. Typically, projects in this category are being evaluated from several alternatives, or there is not sufficient confidence in the cost estimates to determine whether the project should be recommended for funding. | 35 |
| CIP Projects Not Recommended - Projects and acquisitions of this class have been identified or requested by departments or others but are either insufficiently developed or defined, or have been deemed to be beyond the funding capacity of the Town. These projects may receive consideration at a future date should circumstances warrant. | 75 |

TOWN OF BRUNSWICK, MAINE
CAPITAL OUTLAY PROJECT SUMMARY
 FY 2016-2020

| | | | | |
|--|--|-------------------------|--------------------|----------------------------|
| PROJECT TITLE | | | PROJECT NO. | |
| Curtis Library (CML) Building Upgrades - Carpet Replacement | | | 1 | |
| DEPARTMENT | | PROJECT MANAGER | | DEPT. PRIORITY |
| Curtis Memorial Library | | Library Director | | 1 |
| PROJECT LOCATION | | TIF (Y or N) | DISTRICT | USEFUL LIFE (years) |
| CML - 23 Pleasant Street | | Y | 6 | 15 |

PROJECT DESCRIPTION Describe the project and summarize why the project is necessary. Address evaluation criteria.

Carpet replacement in the public areas and high traffic areas of the library. Proposals include options for minimizing disruption to public service hours and working around book stacks.

Proposal calls for installing carpet tiles with a projected life of 12 years.

Existing carpet is the original carpet installed by Capozza Tile Co. (Portland, ME) in the library renovation project completed Oct 1999. Manufacturer's rated life of 10 years has been exceeded, but because of consistent preventative maintenance the practical life has been extended.

The project was originally proposed for two years to be financed with fund balance, but in the 2015-19 CIP process it was moved into a single year and the funding source was changed to bonds. In the 2016-20 CIP process it was moved out another year, with the understanding that the Morrell Meeting Room flooring will likely need to be addressed in 2015-16, using budgeted funds

PROJECT SOURCES AND USES OF FUNDS (estimates should cover entire cost of project)

| Source of Funds: | Thru 6/30/15 | 2015-16 | 2016-17 | 2017-18 | 2018-19 | 2019-20 | TOTAL |
|----------------------|--------------|---------|---------|---------|---------|---------|---------|
| Gen Fund Bal | | | 132,500 | | | | 132,500 |
| | | | | | | | - |
| | | | | | | | - |
| | | | | | | | - |
| | | | | | | | - |
| TOTAL SOURCES | - | - | 132,500 | - | - | - | 132,500 |
| Use of Funds: | Thru 6/30/15 | 2015-16 | 2016-17 | 2017-18 | 2018-19 | 2019-20 | TOTAL |
| First Floor | | | 73,500 | | | | 73,500 |
| Second Floor | | | 59,000 | | | | 59,000 |
| | | | | | | | - |
| | | | | | | | - |
| | | | | | | | - |
| | | | | | | | - |
| | | | | | | | - |
| TOTAL USES | - | - | 132,500 | - | - | - | 132,500 |

What is the source and date of your cost estimate? (e.g. preliminary estimate - 6/30/13, design - 12/31/12, etc....)

Capozza Tile 3/18/11 design estimate

CONSISTENCY WITH PLANS AND STUDIES

Describe how this project is consistent with the Comprehensive Plan and/or other plans or studies.

Refer to the 2008 Comprehensive Plan Policy Area 2, Key Objective #2. Long term maintenance of capital facilities is preferable to replacement.

INTERDEPARTMENTAL OR INTERAGENCY IMPACT

Explain how this project will impact other departments or agencies. Do you know of any other project with which this project could or should be combined in order to maximize the benefits from each?

This project would be managed by the Library's Operations Manager, with no impact on Town departments or staff other than the finance office for payment.

IMPACT ON OPERATING BUDGETS

Provide an estimate of the annual costs or savings that will result from this project over the next five (5) years. Show savings as negative.

| Type of Cost/(Savings) | 2015-16 | 2016-17 | 2017-18 | 2018-19 | 2019-20 | TOTAL |
|------------------------|---------|---------|---------|---------|---------|-------|
| | | | | | | - |
| | | | | | | - |
| | | | | | | - |
| | | | | | | - |
| | | | | | | - |
| | | | | | | - |
| | | | | | | - |
| | | | | | | - |
| | | | | | | - |
| | | | | | | - |
| | | | | | | - |
| | | | | | | - |
| | | | | | | - |
| | | | | | | - |
| TOTALS (net) | - | - | - | - | - | - |

Explain the changes in the operating budgets (i.e. additional personnel or equipment, increased revenues, etc.)

ALTERNATIVES CONSIDERED & EFFECT OF DELAYING THIS PROJECT

Describe what was considered as an alternative to this project. What is the effect if this project is not funded or delayed?

This project is being proposed for 2013-15 which is the latest reasonable time frame. If delayed further it would result in a shabby appearance in an otherwise well-kept building. The condition of the building is noticed by thousands annually, and is a reflection on the Town.

OTHER CONSIDERATIONS Discuss any other information that should be considered for this project.

TOWN OF BRUNSWICK, MAINE
CAPITAL OUTLAY PROJECT SUMMARY
 FY 2016-2020

| | | | | |
|---|--|----------------------------------|--------------------|----------------------------|
| PROJECT TITLE | | | PROJECT NO. | |
| BHS Boiler plant replacement and upgrade | | | | |
| DEPARTMENT | | PROJECT MANAGER | | DEPT. PRIORITY |
| School Department | | School Facilities Manager | | |
| PROJECT LOCATION | | TIF (Y or N) | DISTRICT | USEFUL LIFE (years) |
| Brunswick High School | | | | 25 |

PROJECT DESCRIPTION Describe the project and summarize why the project is necessary. Address evaluation criteria.

This project goal is to replace the original boiler plant equipment with modern energy efficient designed to run in the 90% efficiency range. The current system is a dual fuel boiler which, because of it's design for multiple fuels, cannot operate at the potential efficiency of today's systems. I plan to install 3 boilers that will stage at minimal operating temperature (125 degree) for a single unit to all three boilers operating at maximum output.

I also plan to replace the domestic hot water system so that we can operate that system more efficiently. Currently we heat far too much hot water during school hours and even more during non-school days and times. These days with the use of low flow aerators and fixtures, we tend to pull hot water from the boiler, but with the minimal flow, we don't actually get the water. This is wasted energy being pulled but never actually used.

Because of its inability to operate efficiently one of the boilers is kept off for most of the year and in doing so causes it to condensate to the point that it has been sited for several years by the boiler inspector. He fears that the corrosion will ultimately lead it to failure because of the corrosion. I do not want to get caught with insufficient heating during the winter thereby needing to respond by emergency mode and ending up with a system that will be less than this efficiency.

| PROJECT SOURCES AND USES OF FUNDS (estimates should cover entire cost of project) | | | | | | | |
|---|--------------|---------|---------|---------|---------|---------|---------|
| SOURCES OF FUNDS | Thru 6/30/15 | 2015-16 | 2016-17 | 2017-18 | 2018-19 | 2019-20 | TOTAL |
| G.O. Bonds | | - | 553,030 | | | | 553,030 |
| | | | | | | | - |
| | | | | | | | - |
| | | | | | | | - |
| | | | | | | | - |
| TOTALS | - | - | 553,030 | - | - | - | 553,030 |
| USES OF FUNDS | Thru 6/30/15 | 2015-16 | 2016-17 | 2017-18 | 2018-19 | 2019-20 | TOTAL |
| Turnkey installation, etc. | | - | 553,030 | | | | 553,030 |
| | | | | | | | - |
| | | | | | | | - |
| | | | | | | | - |
| | | | | | | | - |
| | | | | | | | - |
| | | | | | | | - |
| | | | | | | | - |
| TOTALS | - | - | 553,030 | - | - | - | 553,030 |

What is the source and date of your cost estimate? (e.g. preliminary estimate - 6/30/13, design - 12/31/12, etc....)

Siemens Technology 8/13/2013, revised from 2012 for \$527,000. (Added 3% for 2015-16)

CONSISTENCY WITH PLANS AND STUDIES

Describe how this project is consistent with the Comprehensive Plan and/or other plans or studies.

Meets the needs of the Brunswick School Department as it grows to meet future educational demands

INTERDEPARTMENTAL OR INTERAGENCY IMPACT

Explain how this project will impact other departments or agencies. Do you know of any other project with which this project could or should be combined in order to maximize the benefits from each?

Minimal extra departmental interaction. Should or could be combined with other Major Capital Improvement Projects

IMPACT ON OPERATING BUDGETS

Provide an estimate of the annual costs or savings that will result from this project over the next five (5) years. Show savings as negative.

| Type of Cost/(Savings) | 2015-16 | 2016-17 | 2017-18 | 2018-19 | 2019-20 | TOTAL |
|------------------------|---------|---------|---------|---------|---------|---------|
| Direct energy savings | 22,000 | 22,000 | 22,000 | 22,000 | 22,000 | 110,000 |
| | | | | | | - |
| | | | | | | - |
| | | | | | | - |
| | | | | | | - |
| | | | | | | - |
| | | | | | | - |
| | | | | | | - |
| | | | | | | - |
| | | | | | | - |
| | | | | | | - |
| | | | | | | - |
| | | | | | | - |
| TOTALS (net) | 22,000 | 22,000 | 22,000 | 22,000 | 22,000 | 110,000 |

Explain the changes in the operating budgets (i.e. additional personnel or equipment, increased revenues, etc.)

ALTERNATIVES CONSIDERED Describe what was considered as an alternative to this project.

EFFECT OF DELAYING THIS PROJECT What is the effect if this project is not funded or funding is delayed?

OTHER CONSIDERATIONS Discuss any other information that should be considered for this project.

TOWN OF BRUNSWICK, MAINE
CAPITAL OUTLAY PROJECT SUMMARY
 FY 2016-2020

| | | | | |
|--|--|------------------------|--------------------|----------------------------|
| PROJECT TITLE | | | PROJECT NO. | |
| Purchase and installation of 4 pedestrian activated flashing beacon systems | | | | |
| DEPARTMENT | | PROJECT MANAGER | | DEPT. PRIORITY |
| Planning and Development | | Planning Director | | High |
| PROJECT LOCATION | | TIF (Y or N) | DISTRICT | USEFUL LIFE (years) |
| Four intersections to be determined | | TBD | TBD | |
| PROJECT DESCRIPTION Describe the project and summarize why the project is necessary. Address evaluation criteria. | | | | |

The proposed project is to install up to four pedestrian activated flashing beacon systems, at locations to be determined, to improve overall bike and pedestrian safety and for children walking or biking to school. The warning system will be solar powered and will have pedestrian activated push buttons to turn on the flashing beacons. All crosswalk locations will be improved to meet ADA requirements (curb drops and ramps, cast iron detectable warning fields). The proposed project will be completed within town and state public rights-of-way. If any crosswalk upgrades are proposed within state rights-of-way (e.g., Maine Street), the Town will consult with MDOT prior to commencement of work.

The proposed project will **improve pedestrian and bike safety and mobility** by creating safer, more accessible walking and biking connections for all residents and students, between the downtown, surrounding neighborhoods and within two miles of Harriet Beecher Stowe Elementary School. Combined with the strong walk and bike to school and physical activity campaign being conducted by Access Health, a local Healthy Maine Partnership, the Brunswick School Department and many strong parent advocates, these safer routes to Harriet Beecher Stowe elementary will also **improve the health of our community** by creating an infrastructure that supports daily physical activity of students and adults, which will help combat the rising overweight and obesity rates our town is facing. It is anticipated that neighborhoods affected by the recent elementary school closures, those surrounding Jordan Acres, Hawthorne and Longfellow Schools will benefit due to improved safe walkable and bikeable access to the Stowe Elementary School. Overall, the general public will considerably benefit from the installation of more visible, pedestrian activated crosswalks at high deficiency locations.

PROJECT SOURCES AND USES OF FUNDS (estimates should cover entire cost of project)

| Source of Funds: | Thru 6/30/15 | 2015-16 | 2016-17 | 2017-18 | 2018-19 | 2019-20 | TOTAL |
|-------------------------|--------------|---------|---------|---------|---------|---------|---------|
| MDOT Safe Routes to | | | | | | | - |
| School funding (grant) | | 100,000 | | | | | 100,000 |
| Local 20% Match | 25,000 | | | | | | - |
| | | | | | | | - |
| | | | | | | | - |
| TOTAL SOURCES | 25,000 | 100,000 | - | - | - | - | 100,000 |
| Use of Funds: | Thru 6/30/15 | 2015-16 | 2016-17 | 2017-18 | 2018-19 | 2019-20 | TOTAL |
| Purchase/Install Ped. | | 88,000 | | | | | 88,000 |
| Activated Flashing Sys. | | | | | | | - |
| Related Site Work | | 12,000 | | | | | 12,000 |
| Design/Eng/Permits | | 12,000 | | | | | 12,000 |
| Maine/Federal Reviews | | 3,000 | | | | | 3,000 |
| Construction Oversight | | 10,000 | | | | | 10,000 |
| | | | | | | | - |
| | | | | | | | - |
| TOTAL USES | - | 125,000 | - | - | - | - | 125,000 |

What is the source and date of your cost estimate? (e.g. preliminary estimate - 6/30/13, design - 12/31/12, etc....)

Preliminary project estimate for grant submittal by Public Works Director, John Foster, P.E., July 2012.

CONSISTENCY WITH PLANS AND STUDIES

Describe how this project is consistent with the Comprehensive Plan and/or other plans or studies.

This project will further enhance the implementation of key Town-approved plans, the Master Plan for Downtown Brunswick and Outer Pleasant Street Corridor and the Brunswick Walkability Report with the overall goal to **better meet the mobility needs of all residents**, and create a walkable and bikeable downtown that will connect consumers to our downtown, **enhancing the local/regional economy**.

INTERDEPARTMENTAL OR INTERAGENCY IMPACT

Explain how this project will impact other departments or agencies. Do you know of any other project with which this project could or should be combined in order to maximize the benefits from each?

Project developed in cooperation with DPW.

IMPACT ON OPERATING BUDGETS

Provide an estimate of the annual costs or savings that will result from this project over the next five (5) years. Show savings as negative.

| Type of Cost/(Savings) | 2015-16 | 2016-17 | 2017-18 | 2018-19 | 2019-20 | TOTAL |
|------------------------|---------|---------|---------|---------|---------|-------|
| | | | | | | - |
| | | | | | | - |
| | | | | | | |
| | | | | | | |
| | | | | | | |
| | | | | | | |
| | | | | | | - |
| | | | | | | - |
| | | | | | | - |
| | | | | | | - |
| TOTALS (net) | - | - | - | - | - | - |

Explain the changes in the operating budgets (i.e. additional personnel or equipment, increased revenues, etc.)

ALTERNATIVES CONSIDERED & EFFECT OF DELAYING THIS PROJECT

Describe what was considered as an alternative to this project. What is the effect if this project is not funded or delayed?

No built alternatives are being considered at this time. MDOT has approved the Town Council-approved project for future funding in State FY 2016. Projects can only move forward into design at that time when local match is approved and eligible. On June 17, Council took action to indicate the Town's interest in moving the project forward when funding becomes available and local matching funds is officially made available for design and/or construction.

OTHER CONSIDERATIONS Discuss any other information that should be considered for this project.

Grant application, approval letter from MDOT and June 13, 2013 explanatory letter to Town Council from Anna Breinich and Tom Farrell is attached.

TOWN OF BRUNSWICK, MAINE
CAPITAL OUTLAY PROJECT SUMMARY
 FY 2016-2020

| | | | | |
|--|--|------------------------|--------------------|----------------------------|
| PROJECT TITLE | | | PROJECT NO. | |
| Pine Street Access to Brunswick Landing | | | | |
| DEPARTMENT | | PROJECT MANAGER | | DEPT. PRIORITY |
| Public Works | | Town Engineer | | |
| PROJECT LOCATION | | TIF (Y or N) | DISTRICT | USEFUL LIFE (years) |
| Pine Street - Brunswick Landing Access Road | | | | 15 |
| PROJECT DESCRIPTION Describe the project and summarize why the project is necessary. Address evaluation criteria. | | | | |

Construct paved pedestrian and bicycle path from Pine Street/Abijah Street to existing paved perimeter road on Brunswick Landing site. Secure path at existing fence line with bollards to prohibit motor vehicle access. One bollard will be removable for authorized access for maintenance needs. Path will be 14 feet wide and approximately 360 feet in length. Path to be constructed by Public Works crews.

Funding is anticipated to be from Recreation Impact Fees, subject to approval of the Recreation Commission and the Town Council.

PROJECT SOURCES AND USES OF FUNDS (estimates should cover entire cost of project)

| Source of Funds: | Thru 6/30/15 | 2015-16 | 2016-17 | 2017-18 | 2018-19 | 2019-20 | TOTAL |
|----------------------|--------------|---------|---------|---------|---------|---------|--------|
| Impact Fees | | 60,000 | - | | | | 60,000 |
| | | | | | | | - |
| | | | | | | | - |
| | | | | | | | - |
| | | | | | | | - |
| TOTAL SOURCES | - | 60,000 | - | - | - | - | 60,000 |
| Use of Funds: | Thru 6/30/15 | 2015-16 | 2016-17 | 2017-18 | 2018-19 | 2019-20 | TOTAL |
| Access road/path: | | - | | | | | - |
| Materials | | 15,000 | | | | | 15,000 |
| Contracted Services | | 25,000 | | | | | 25,000 |
| PW Labor & Equipment | | 20,000 | | | | | 20,000 |
| | | | | | | | - |
| | | | | | | | - |
| | | | | | | | - |
| | | | | | | | - |
| TOTAL USES | - | 60,000 | - | - | - | - | 60,000 |

What is the source and date of your cost estimate? (e.g. preliminary estimate - 6/30/13, design - 12/31/12, etc....)

Public Works Director/Town Engineer John Foster estimate dated 1/27/14;

CONSISTENCY WITH PLANS AND STUDIES

Describe how this project is consistent with the Comprehensive Plan and/or other plans or studies.

INTERDEPARTMENTAL OR INTERAGENCY IMPACT

Explain how this project will impact other departments or agencies. Do you know of any other project with which this project could or should be combined in order to maximize the benefits from each?

Access road/path would be on land owned by Bowdoin College, and is part of a three-way agreement between the Town, Bowdoin College and MRRA.

IMPACT ON OPERATING BUDGETS

Provide an estimate of the annual costs or savings that will result from this project over the next five (5) years. Show savings as negative.

| Type of Cost/(Savings) | 2015-16 | 2016-17 | 2017-18 | 2018-19 | 2019-20 | TOTAL |
|------------------------|---------|---------|---------|---------|---------|-------|
| | | | | | | - |
| | | | | | | - |
| | | | | | | - |
| | | | | | | - |
| | | | | | | - |
| | | | | | | - |
| | | | | | | - |
| | | | | | | - |
| | | | | | | - |
| | | | | | | - |
| | | | | | | - |
| | | | | | | - |
| | | | | | | - |
| | | | | | | - |
| TOTALS (net) | - | - | - | - | - | - |

Explain the changes in the operating budgets (i.e. additional personnel or equipment, increased revenues, etc.)

ALTERNATIVES CONSIDERED & EFFECT OF DELAYING THIS PROJECT

Describe what was considered as an alternative to this project. What is the effect if this project is not funded or delayed?

No alternatives considered. Pine St is currently considered the best access point to the Brunswick Landing perimeter road for pedestrians and bicycles.

OTHER CONSIDERATIONS Discuss any other information that should be considered for this project.

TOWN OF BRUNSWICK, MAINE
CAPITAL OUTLAY PROJECT SUMMARY
 FY 2016-2020

| | | | | |
|--|--|--|--------------------|----------------------------|
| PROJECT TITLE | | | PROJECT NO. | |
| Riverwalk (Mill Street Section) | | | 1 | |
| DEPARTMENT | | PROJECT MANAGER | | DEPT. PRIORITY |
| Parks & Recreation | | Parks & Recreation Director | | 1 |
| PROJECT LOCATION | | TIF (Y or N) | DISTRICT | USEFUL LIFE (years) |
| Mill Street | | N | | 50 |

PROJECT DESCRIPTION Describe the project and summarize why the project is necessary. Address evaluation criteria.

The Androscoggin Brunswick-Topsham Riverwalk will cover a 1.25 mile loop starting in Brunswick at the corner of Maine and Cabot Streets in front of Fort Andross. It will run along Cabot Street to Bow Street to Mill Street (Route One Blue Star Memorial Highway) to the Androscoggin Swinging Bridge located near the intersection of Mill and Cushing Streets. On the Swinging Bridge, the Riverwalk will cross the Androscoggin River to Topsham near the intersection of Union and Bridge Streets in Topsham. It will follow Mill Road, a "paper" street along the riverbank to Summer Street. The Riverwalk will run along Summer Street to the rear of the Border Trust Business Center at 2 Main Street. From there it will connect with a semicircular overlook with stairs located between the Border Trust parking lot and the river. It will then intersect with Maine Street (Route 24) via the Frank Wood Bridge. The loop will be completed at the Maine and Cabot streets in Brunswick, in front of Fort Andross. This particular project will involve all improvements along Mill Street from the Androscoggin Swinging Bridge to Maine, Cabot and Bow Streets near Fort Andross.

The Town Council previously supported the restoration of the of the historic Androscoggin Swinging Bridge. The Council also previously voted to submit an application for Maine Department of Transportation Quality Community Program for Fiscal Year 2012-2013. The grant application is still pending as MDOT has yet to award funding to any of the projects submitted by the June 2010 deadline.

A copy of the full application is on file in the Director of Parks and Recreation office which details the full scope of the project.

PROJECT SOURCES AND USES OF FUNDS (estimates should cover entire cost of project)

| Source of Funds: | Thru 6/30/15 | 2015-16 | 2016-17 | 2017-18 | 2018-19 | 2019-20 | TOTAL |
|-------------------------|--------------|---------|-----------|---------|---------|---------|--------------|
| MDOT | | | 800,000 | | | | 800,000 |
| Other | | | 200,000 | | | | 200,000 |
| | | | | | | | - |
| | | | | | | | - |
| | | | | | | | - |
| TOTAL SOURCES | - | - | 1,000,000 | - | - | - | 1,000,000 |
| Use of Funds: | Thru 6/30/15 | 2015-16 | 2016-17 | 2017-18 | 2018-19 | 2019-20 | TOTAL |
| Engineering/Permits | | | | | | | - |
| ROW/Construction | | | 1,000,000 | | | | 1,000,000 |
| Other | | | | | | | - |
| | | | | | | | - |
| | | | | | | | - |
| | | | | | | | - |
| | | | | | | | - |
| TOTAL USES | - | - | 1,000,000 | - | - | - | 1,000,000 |

What is the source and date of your cost estimate? (e.g. preliminary estimate - 6/30/13, design - 12/31/12, etc....)

Wright-Pierce Engineers Estimate prepared in June 2010.

CONSISTENCY WITH PLANS AND STUDIES

Describe how this project is consistent with the Comprehensive Plan and/or other plans or studies.

The project is consistent with recommendations in the recently adopted Master Plan for Downtown Brunswick & the Outer Pleasant Street Corridor. The plan was adopted by the Town Council on January 24, 2011.

INTERDEPARTMENTAL OR INTERAGENCY IMPACT

Explain how this project will impact other departments or agencies. Do you know of any other project with which this project could or should be combined in order to maximize the benefits from each?

IMPACT ON OPERATING BUDGETS

Provide an estimate of the annual costs or savings that will result from this project over the next five (5) years. Show savings as negative.

| Type of Cost/(Savings) | 2015-16 | 2016-17 | 2017-18 | 2018-19 | 2019-20 | TOTAL |
|---------------------------------------|---------|---------|---------|---------|---------|--------|
| Sidewalk maintenance and snow removal | | 5,000 | 5,000 | 5,000 | 5,000 | 20,000 |
| | | | | | | - |
| | | | | | | - |
| | | | | | | - |
| | | | | | | - |
| | | | | | | - |
| | | | | | | - |
| | | | | | | - |
| | | | | | | - |
| | | | | | | - |
| TOTALS (net) | - | 5,000 | 5,000 | 5,000 | 5,000 | 20,000 |

Explain the changes in the operating budgets (i.e. additional personnel or equipment, increased revenues, etc.)

There will be a need to perform a spring clean up of sand left from winter road and sidewalk sanding operations along the Mill, Cabot, Bow and Maine Street corridor. In addition, crews will need to remove snow from the sidewalks upon the pedestrian way after winter storms.

ALTERNATIVES CONSIDERED & EFFECT OF DELAYING THIS PROJECT

Describe what was considered as an alternative to this project. What is the effect if this project is not funded or delayed?

No alternatives considered.
If MDOT awards the 80% share of the total project cost and the local 20% share is not funded the Federal pass through funds will be awarded to another project elsewhere in the state.

OTHER CONSIDERATIONS Discuss any other information that should be considered for this project.

Empty box for other considerations.

TOWN OF BRUNSWICK, MAINE
CAPITAL OUTLAY PROJECT SUMMARY
 FY 2016-2020

| | | | | |
|----------------------------------|--|------------------------|--------------------|----------------------------|
| PROJECT TITLE | | | PROJECT NO. | |
| Telecommunications System | | | 1 | |
| DEPARTMENT | | PROJECT MANAGER | | DEPT. PRIORITY |
| Technology Services | | Town Manager | | 1 |
| PROJECT LOCATION | | TIF (Y or N) | DISTRICT | USEFUL LIFE (years) |
| Various | | N | | 10 |

PROJECT DESCRIPTION Describe the project and summarize why the project is necessary. Address evaluation criteria.

Utilizing the Town's digital network, this project will provide a unified telecommunications system connecting all municipal departments. This is commonly referred to as a voice over internet protocol (VOIP) system.

A new VOIP system was recently installed at the Public Works Department. The current phone system at the Municipal Building was installed in 1997. The systems at the fire department have also reached or exceeded their useful lives. This makes obtaining parts and service very difficult and expensive. With the move of the police department to its new headquarters and the municipal offices to the Mclellan building, there exists an opportunity to install a new unified VOIP system for all departments.

A VOIP system allows for the more efficient use of telephone lines, meaning that it may be possible to reduce the number to lines, and consequently the telco access costs.

This project was authorized in 2012-13, with the \$150,000 appropriation funded through an advance from other capital project funds, to be repaid over three years. The 2013-14 repayment came from General Fund Balance, the 2014-15 repayment came from the Industrial Park fund, and the 2015-16 repayment is proposed to come from General Fund Balance.

PROJECT SOURCES AND USES OF FUNDS (estimates should cover entire cost of project)

| Source of Funds: | Thru 6/30/15 | 2015-16 | 2016-17 | 2017-18 | 2018-19 | 2019-20 | TOTAL |
|-------------------------|--------------|---------|---------|---------|---------|---------|--------------|
| Industrial Park Fund | 50,000 | | | | | | - |
| Gen. Fund Bal. | | 50,000 | | | | | 50,000 |
| | | | | | | | - |
| | | | | | | | - |
| TOTAL SOURCES | 50,000 | 50,000 | - | - | - | - | 50,000 |
| Use of Funds: | Thru 6/30/15 | 2015-16 | 2016-17 | 2017-18 | 2018-19 | 2019-20 | TOTAL |
| Reduce advance | 50,000 | 50,000 | | | | | 50,000 |
| | | | | | | | - |
| | | | | | | | - |
| | | | | | | | - |
| | | | | | | | - |
| | | | | | | | - |
| | | | | | | | - |
| | | | | | | | - |
| TOTAL USES | 50,000 | 50,000 | - | - | - | - | 50,000 |

What is the source and date of your cost estimate? (e.g. preliminary estimate - 6/30/13, design - 12/31/12, etc....)

Vendor estimates.

CONSISTENCY WITH PLANS AND STUDIES

Describe how this project is consistent with the Comprehensive Plan and/or other plans or studies.

INTERDEPARTMENTAL OR INTERAGENCY IMPACT

Explain how this project will impact other departments or agencies. Do you know of any other project with which this project could or should be combined in order to maximize the benefits from each?

All departments will benefit form a unified system using VOIP.

IMPACT ON OPERATING BUDGETS

Provide an estimate of the annual costs or savings that will result from this project over the next five (5) years. Show savings as negative.

| Type of Cost/(Savings) | 2015-16 | 2016-17 | 2017-18 | 2018-19 | 2019-20 | TOTAL |
|------------------------|---------|---------|---------|---------|---------|-------|
| | | | | | | - |
| | | | | | | - |
| | | | | | | - |
| | | | | | | - |
| | | | | | | - |
| | | | | | | - |
| | | | | | | - |
| | | | | | | - |
| | | | | | | - |
| | | | | | | - |
| | | | | | | - |
| | | | | | | - |
| TOTALS (net) | - | - | - | - | - | - |

Explain the changes in the operating budgets (i.e. additional personnel or equipment, increased revenues, etc.)

ALTERNATIVES CONSIDERED & EFFECT OF DELAYING THIS PROJECT

Describe what was considered as an alternative to this project. What is the effect if this project is not funded or delayed?

There really is no viable alternative to purchasing a new system(s). While telecommunications equipment could be purchased as separate components, the discounts available for a unified system make it more attractive to install a new system in one project.

OTHER CONSIDERATIONS Discuss any other information that should be considered for this project.

TOWN OF BRUNSWICK, MAINE
CAPITAL OUTLAY PROJECT SUMMARY
 FY 2016-2020

| | | | | |
|--|--|------------------------------------|--------------------|----------------------------|
| PROJECT TITLE | | | PROJECT NO. | |
| Parks and Recreation Sidewalk Tractor | | | | |
| DEPARTMENT | | PROJECT MANAGER | | DEPT. PRIORITY |
| Parks and Recreation Dept | | Director of Parks & Rec | | 1 |
| PROJECT LOCATION | | TIF (Y or N) | DISTRICT | USEFUL LIFE (years) |
| Parks and Recreation Dept | | N | | 10 |
| PROJECT DESCRIPTION Describe the project and summarize why the project is necessary. Address evaluation criteria. | | | | |

This project is for a Multi-Service Vehicle (MSV) as well as a folding v-plow and high capacity snow blower that would be used by the Parks and Recreation Department in the clearing of sidewalks during winter snow removal operations. The Town's Department of Public Works is anticipating delivery of the same piece of equipment to be used for a variety of applications associated with their work including winter sidewalk snow removal.

In using the department's John Deere tractors with snowblower attachments we cannot efficiently clear snow when the depth exceeds 24" which is the height capacity of the unit. Our blowers are also 60" to 72" in width which is wider than what is necessary to clear the sidewalks. The blowers were originally purchased with the intent to clear parking areas and ice rinks and not sidewalks. The wide blower width also increases the amount of time it takes us to clear the sidewalks. The Multi Service Vehicle snowblower offers a 43" height capacity and a 50" width. It is unlikely that any single storm would drop in excess of 43" therefore requiring only a single pass to clear the sidewalk and not multiple passes as is currently the case with our existing equipment.

The quotation is from Viking Gives USA a distributor based in Lewiston, Maine.
 MB Side Walk Tractor with 115HP. Cummins Diesel, Full Time 4-wheel drive, Differential Lock, 31 gpm Load Sense Hydraulic Pump, Front Mechanical PTO, AM/FM/CD Stereo, Rear Hydraulics, Wheel Weights, Fire Extinguisher, Rear Work Lights, Winter Radials, Air Ride Seat, Air Conditioner in Cab, (not on Roof), 50" High Capacity Snow Blower, 50" Fixed V-Plow, 5lb Fire Extinguisher.

| PROJECT SOURCES AND USES OF FUNDS (estimates should cover entire cost of project) | | | | | | | |
|--|--------------|---------|---------|---------|---------|---------|--------------|
| Source of Funds: | Thru 6/30/15 | 2015-16 | 2016-17 | 2017-18 | 2018-19 | 2019-20 | TOTAL |
| G.O. Bonds | | 125,165 | | | | | 125,165 |
| | | | | | | | - |
| | | | | | | | - |
| | | | | | | | - |
| | | | | | | | - |
| TOTAL SOURCES | - | 125,165 | - | - | - | - | 125,165 |
| Use of Funds: | Thru 6/30/15 | 2015-16 | 2016-17 | 2017-18 | 2018-19 | 2019-20 | TOTAL |
| Acquisition | | 125,165 | | | | | 125,165 |
| | | | | | | | - |
| | | | | | | | - |
| | | | | | | | - |
| | | | | | | | - |
| | | | | | | | - |
| | | | | | | | - |
| | | | | | | | - |
| TOTAL USES | - | 125,165 | - | - | - | - | 125,165 |

What is the source and date of your cost estimate? (e.g. preliminary estimate - 6/30/13, design - 12/31/12, etc....)

February 2015 quote from Viking Gives (USA)

CONSISTENCY WITH PLANS AND STUDIES

Describe how this project is consistent with the Comprehensive Plan and/or other plans or studies.

INTERDEPARTMENTAL OR INTERAGENCY IMPACT

Explain how this project will impact other departments or agencies. Do you know of any other project with which this project could or should be combined in order to maximize the benefits from each?

IMPACT ON OPERATING BUDGETS

Provide an estimate of the annual costs or savings that will result from this project over the next five (5) years. Show savings as negative.

| Type of Cost/(Savings) | 2015-16 | 2016-17 | 2017-18 | 2018-19 | 2019-20 | TOTAL |
|------------------------|---------|---------|---------|---------|---------|-------|
| | | | | | | - |
| | | | | | | - |
| | | | | | | - |
| | | | | | | - |
| | | | | | | - |
| | | | | | | - |
| | | | | | | - |
| | | | | | | - |
| | | | | | | - |
| | | | | | | - |
| | | | | | | - |
| | | | | | | - |
| | | | | | | - |
| TOTALS (net) | - | - | - | - | - | - |

Explain the changes in the operating budgets (i.e. additional personnel or equipment, increased revenues, etc.)

The MSV would save the Town labor in the form of overtime as we could complete the routes in less time with less manpower.

ALTERNATIVES CONSIDERED & EFFECT OF DELAYING THIS PROJECT

Describe what was considered as an alternative to this project. What is the effect if this project is not funded or delayed?

The MSV would replace the 1998 John Deere 4600 loader which was previously scheduled for replacement in 2015-16 at a price of \$46,000.

OTHER CONSIDERATIONS Discuss any other information that should be considered for this project.

Empty box for other considerations.

TOWN OF BRUNSWICK, MAINE
CAPITAL OUTLAY PROJECT SUMMARY
 FY 2016-2020

| | | | | |
|--|--|------------------------|--------------------|----------------------------|
| PROJECT TITLE | | | PROJECT NO. | |
| Engine 2 Replacement | | | 1 | |
| DEPARTMENT | | PROJECT MANAGER | | DEPT. PRIORITY |
| Fire Department | | Fire Chief | | 1 |
| PROJECT LOCATION | | TIF (Y or N) | DISTRICT | USEFUL LIFE (years) |
| Fire Department | | N | | 20 |
| PROJECT DESCRIPTION Describe the project and summarize why the project is necessary. Address evaluation criteria. | | | | |

Engine 2 was purchased in 1999 and is due for replacement in 2019.

PROJECT SOURCES AND USES OF FUNDS (estimates should cover entire cost of project)

| Source of Funds: | Thru 6/30/15 | 2015-16 | 2016-17 | 2017-18 | 2018-19 | 2019-20 | TOTAL |
|----------------------|--------------|---------|---------|---------|---------|---------|---------|
| G.O. Bonds | | | | | 525,000 | | 525,000 |
| | | | | | | | - |
| | | | | | | | - |
| | | | | | | | - |
| | | | | | | | - |
| TOTAL SOURCES | - | - | - | - | 525,000 | - | 525,000 |
| Use of Funds: | Thru 6/30/15 | 2015-16 | 2016-17 | 2017-18 | 2018-19 | 2019-20 | TOTAL |
| Acquisition | | | | | 525,000 | | 525,000 |
| | | | | | | | - |
| | | | | | | | - |
| | | | | | | | - |
| | | | | | | | - |
| | | | | | | | - |
| | | | | | | | - |
| | | | | | | | - |
| TOTAL USES | - | - | - | - | 525,000 | - | 525,000 |

What is the source and date of your cost estimate? (e.g. preliminary estimate - 6/30/13, design - 12/31/12, etc....)

Vendor estimates.

CONSISTENCY WITH PLANS AND STUDIES

Describe how this project is consistent with the Comprehensive Plan and/or other plans or studies.

INTERDEPARTMENTAL OR INTERAGENCY IMPACT

Explain how this project will impact other departments or agencies. Do you know of any other project with which this project could or should be combined in order to maximize the benefits from each?

IMPACT ON OPERATING BUDGETS

Provide an estimate of the annual costs or savings that will result from this project over the next five (5) years. Show savings as negative.

| Type of Cost/(Savings) | 2015-16 | 2016-17 | 2017-18 | 2018-19 | 2019-20 | TOTAL |
|------------------------|---------|---------|---------|---------|---------|-------|
| | | | | | | - |
| | | | | | | - |
| | | | | | | - |
| | | | | | | - |
| | | | | | | - |
| | | | | | | - |
| | | | | | | - |
| | | | | | | - |
| | | | | | | - |
| | | | | | | - |
| | | | | | | - |
| | | | | | | - |
| | | | | | | - |
| TOTALS (net) | - | - | - | - | - | - |

Explain the changes in the operating budgets (i.e. additional personnel or equipment, increased revenues, etc.)

ALTERNATIVES CONSIDERED & EFFECT OF DELAYING THIS PROJECT

Describe what was considered as an alternative to this project. What is the effect if this project is not funded or delayed?

Extending the use of Engine 2 beyond its scheduled replacement is likely to result in additional maintenance costs and could potentially be a safety concern.

OTHER CONSIDERATIONS Discuss any other information that should be considered for this project.

Empty text box for other considerations.

TOWN OF BRUNSWICK, MAINE
CAPITAL OUTLAY PROJECT SUMMARY
 FY 2016-2020

| | | | | | |
|-----------------------------|--|---------------------|-----------------------|----------------------------|--|
| PROJECT TITLE | | | PROJECT NO. | | |
| Property Revaluation | | | | | |
| PROJECT MANAGER | | | DEPT. PRIORITY | | |
| Assessing Dept | | | Assessor | | |
| | | | 1 | | |
| PROJECT LOCATION | | TIF (Y or N) | DISTRICT | USEFUL LIFE (years) | |
| | | N | | 10 | |

PROJECT DESCRIPTION Describe the project and summarize why the project is necessary. Address evaluation criteria.

The Town of Brunswick completed its last revaluation in 2000. At that time, all residential and commercial properties were inspected and new values assessed in order to bring the assessments to fair market value. We are currently at a 70% assessment ratio for the 2015 tax year. This is an average ratio for all types of properties comparing the assessed value to selling price. Recent sales are indicating that the market is improving. The assessment ratios on a number of current property sales are in the 60's percentage range and below.

In addition, changes in economic conditions have caused inequities to develop. Different types of properties increase in value at different rates thereby creating inequalities among property tax owners. Some properties may be overvalued while others are undervalued. The solution to this problem is to equalize all properties and bring assessments up to date with current market value. The Maine Constitution states that all taxes upon real and personal estate, assessed by authority of this State, shall be apportioned and assessed equally according to just value. Just value is synonymous with market value. An equalization project is the reappraisal of all real estate to bring about uniformity in property valuations. The purpose is to value all properties by the same standard so that each property owner is paying only their fair share of the cost of essential community services.

The proposal for a revaluation company to do a complete revaluation is \$400,000. This would include revaluing residential and commercial properties with an interior inspection and listing of all properties. New cost tables for land and buildings would be developed to reflect the current market. The revaluation contract would also include new images, all mailings (I&E and valuation notices), informal hearings, and final hearing change notices.

PROJECT SOURCES AND USES OF FUNDS (estimates should cover entire cost of project)

| Source of Funds: | Thru 6/30/15 | 2015-16 | 2016-17 | 2017-18 | 2018-19 | 2019-20 | TOTAL |
|----------------------|--------------|---------|---------|---------|---------|---------|---------|
| G.O. Bonds | | 400,000 | | | | | 400,000 |
| | | | | | | | - |
| | | | | | | | - |
| | | | | | | | - |
| | | | | | | | - |
| TOTAL SOURCES | - | 400,000 | - | - | - | - | 400,000 |
| Use of Funds: | Thru 6/30/15 | 2015-16 | 2016-17 | 2017-18 | 2018-19 | 2019-20 | TOTAL |
| Property Revaluation | | 400,000 | | | | | 400,000 |
| | | | | | | | - |
| | | | | | | | - |
| | | | | | | | - |
| | | | | | | | - |
| | | | | | | | - |
| | | | | | | | - |
| TOTAL USES | - | 400,000 | - | - | - | - | 400,000 |

What is the source and date of your cost estimate? (e.g. preliminary estimate - 6/30/13, design - 12/31/12, etc....)

Estimate/quote from KRT Appraisal dated 5/20/14, confirmed still valid by email March 2015.

CONSISTENCY WITH PLANS AND STUDIES

Describe how this project is consistent with the Comprehensive Plan and/or other plans or studies.

The Maine Constitution, Art. IX, § 7. **Valuation.** While the public expenses shall be assessed on estates, a general valuation shall be taken at least once in 10 years.

INTERDEPARTMENTAL OR INTERAGENCY IMPACT

Explain how this project will impact other departments or agencies. Do you know of any other project with which this project could or should be combined in order to maximize the benefits from each?

None

IMPACT ON OPERATING BUDGETS

Provide an estimate of the annual costs or savings that will result from this project over the next five (5) years. Show savings as negative.

| Type of Cost/(Savings) | 2015-16 | 2016-17 | 2017-18 | 2018-19 | 2019-20 | TOTAL |
|------------------------|---------|---------|---------|---------|---------|-------|
| | | | | | | - |
| | | | | | | - |
| | | | | | | - |
| | | | | | | - |
| | | | | | | - |
| | | | | | | - |
| | | | | | | - |
| | | | | | | - |
| | | | | | | - |
| | | | | | | - |
| | | | | | | - |
| | | | | | | - |
| | | | | | | - |
| | | | | | | - |
| TOTALS (net) | - | - | - | - | - | - |

Explain the changes in the operating budgets (i.e. additional personnel or equipment, increased revenues, etc.)

None

ALTERNATIVES CONSIDERED & EFFECT OF DELAYING THIS PROJECT

Describe what was considered as an alternative to this project. What is the effect if this project is not funded or delayed?

State law requires that assessed values must be at least 70% of full valuation. The ratio is 70% for 2015, but it is likely that the ratio will fall below 70% in future years.

OTHER CONSIDERATIONS Discuss any other information that should be considered for this project.

Empty box for other considerations.

TOWN OF BRUNSWICK, MAINE
CAPITAL OUTLAY PROJECT SUMMARY
 FY 2016-2020

| | | | | |
|--|--|------------------------|--------------------|----------------------------|
| PROJECT TITLE | | | PROJECT NO. | |
| Town Hall exterior trim | | | | |
| DEPARTMENT | | PROJECT MANAGER | | DEPT. PRIORITY |
| Administration | | Town Manager | | |
| PROJECT LOCATION | | TIF (Y or N) | DISTRICT | USEFUL LIFE (years) |
| Town Hall - 85 Union St | | N | | 15 |
| PROJECT DESCRIPTION Describe the project and summarize why the project is necessary. Address evaluation criteria. | | | | |

Repair and replacement of the exterior wood trim on the Town Hall at 85 Union Street. Deterioration is visible.

PROJECT SOURCES AND USES OF FUNDS (estimates should cover entire cost of project)

| Source of Funds: | Thru 6/30/15 | 2015-16 | 2016-17 | 2017-18 | 2018-19 | 2019-20 | TOTAL |
|-------------------------|--------------|---------|---------|---------|---------|---------|--------------|
| GO Bonds | | 200,000 | - | | | | 200,000 |
| | | | | | | | - |
| | | | | | | | - |
| | | | | | | | - |
| | | | | | | | - |
| TOTAL SOURCES | - | 200,000 | - | - | - | - | 200,000 |
| Use of Funds: | Thru 6/30/15 | 2015-16 | 2016-17 | 2017-18 | 2018-19 | 2019-20 | TOTAL |
| Replace exterior trim | | 200,000 | | | | | 200,000 |
| | | | | | | | - |
| | | | | | | | - |
| | | | | | | | - |
| | | | | | | | - |
| | | | | | | | - |
| | | | | | | | - |
| TOTAL USES | - | 200,000 | - | - | - | - | 200,000 |

What is the source and date of your cost estimate? (e.g. preliminary estimate - 6/30/13, design - 12/31/12, etc....)

Estimate extrapolated from cost of the work done on one section of building in June 2014.

CONSISTENCY WITH PLANS AND STUDIES

Describe how this project is consistent with the Comprehensive Plan and/or other plans or studies.

Maintenance and upkeep of Town buildings.

INTERDEPARTMENTAL OR INTERAGENCY IMPACT

Explain how this project will impact other departments or agencies. Do you know of any other project with which this project could or should be combined in order to maximize the benefits from each?

None

IMPACT ON OPERATING BUDGETS

Provide an estimate of the annual costs or savings that will result from this project over the next five (5) years. Show savings as negative.

| Type of Cost/(Savings) | 2015-16 | 2016-17 | 2017-18 | 2018-19 | 2019-20 | TOTAL |
|------------------------|---------|---------|---------|---------|---------|-------|
| | | | | | | - |
| | | | | | | - |
| | | | | | | - |
| | | | | | | - |
| | | | | | | - |
| | | | | | | - |
| | | | | | | - |
| | | | | | | - |
| | | | | | | - |
| | | | | | | - |
| | | | | | | - |
| | | | | | | - |
| | | | | | | - |
| | | | | | | - |
| TOTALS (net) | - | - | - | - | - | - |

Explain the changes in the operating budgets (i.e. additional personnel or equipment, increased revenues, etc.)

ALTERNATIVES CONSIDERED & EFFECT OF DELAYING THIS PROJECT

Describe what was considered as an alternative to this project. What is the effect if this project is not funded or delayed?

OTHER CONSIDERATIONS Discuss any other information that should be considered for this project.

TOWN OF BRUNSWICK, MAINE
CAPITAL OUTLAY PROJECT SUMMARY
 FY 2016-2020

| | | | | |
|--------------------------------|--|------------------------|--------------------|----------------------------|
| PROJECT TITLE | | | PROJECT NO. | |
| Town Hall HVAC solution | | | | |
| DEPARTMENT | | PROJECT MANAGER | | DEPT. PRIORITY |
| Administration | | Town Manager | | |
| PROJECT LOCATION | | TIF (Y or N) | DISTRICT | USEFUL LIFE (years) |
| Town Hall - 85 Union St | | | | 15 |

PROJECT DESCRIPTION Describe the project and summarize why the project is necessary. Address evaluation criteria.

This project would reduce the current use of electric VAVs, replacing them with another heat source. The goal would be to reduce energy consumption, and to balance the heating and cooling needs of the building.

PROJECT SOURCES AND USES OF FUNDS (estimates should cover entire cost of project)

| Source of Funds: | Thru 6/30/15 | 2015-16 | 2016-17 | 2017-18 | 2018-19 | 2019-20 | TOTAL |
|----------------------|--------------|---------|---------|---------|---------|---------|---------|
| GO Bonds | | | - | | 400,000 | | 400,000 |
| | | | | | | | - |
| | | | | | | | - |
| | | | | | | | - |
| | | | | | | | - |
| TOTAL SOURCES | - | - | - | - | 400,000 | - | 400,000 |
| Use of Funds: | Thru 6/30/15 | 2015-16 | 2016-17 | 2017-18 | 2018-19 | 2019-20 | TOTAL |
| HVAC Upgrade | | | | | 400,000 | | 400,000 |
| | | | | | | | - |
| | | | | | | | - |
| | | | | | | | - |
| | | | | | | | - |
| | | | | | | | - |
| | | | | | | | - |
| TOTAL USES | - | - | - | - | 400,000 | - | 400,000 |

What is the source and date of your cost estimate? (e.g. preliminary estimate - 6/30/13, design - 12/31/12, etc....)

This is based on a verbal estimate provided during the renovatons of the McLellan Building. A formal evaluation and engineered design would be necessary in order to provide a better estimate.

CONSISTENCY WITH PLANS AND STUDIES

Describe how this project is consistent with the Comprehensive Plan and/or other plans or studies.

INTERDEPARTMENTAL OR INTERAGENCY IMPACT

Explain how this project will impact other departments or agencies. Do you know of any other project with which this project could or should be combined in order to maximize the benefits from each?

IMPACT ON OPERATING BUDGETS

Provide an estimate of the annual costs or savings that will result from this project over the next five (5) years. Show savings as negative.

| Type of Cost/(Savings) | 2015-16 | 2016-17 | 2017-18 | 2018-19 | 2019-20 | TOTAL |
|------------------------|---------|---------|---------|---------|---------|-------|
| | | | | | | - |
| | | | | | | - |
| | | | | | | - |
| | | | | | | - |
| | | | | | | - |
| | | | | | | - |
| | | | | | | - |
| | | | | | | - |
| | | | | | | - |
| | | | | | | - |
| | | | | | | - |
| | | | | | | - |
| TOTALS (net) | - | - | - | - | - | - |

Explain the changes in the operating budgets (i.e. additional personnel or equipment, increased revenues, etc.)

The estimated payback of the project needs to be determined, but it is anticipated that a more efficient heating and cooling system would provide significant savings.

ALTERNATIVES CONSIDERED & EFFECT OF DELAYING THIS PROJECT

Describe what was considered as an alternative to this project. What is the effect if this project is not funded or delayed?

OTHER CONSIDERATIONS Discuss any other information that should be considered for this project.

THIS IS A VERY PRELIMINARY ESTIMATE.

TOWN OF BRUNSWICK, MAINE
CAPITAL OUTLAY PROJECT SUMMARY
 FY 2016-2020

| | | | | |
|--|--|----------------------------------|--------------------|----------------------------|
| PROJECT TITLE | | | PROJECT NO. | |
| Brunswick High School Track Resurfacing | | | | |
| DEPARTMENT | | PROJECT MANAGER | | DEPT. PRIORITY |
| Brunswick School Department | | School Facilities Manager | | |
| PROJECT LOCATION | | TIF (Y or N) | DISTRICT | USEFUL LIFE (years) |
| Brunswick High School | | | | 15 |
| PROJECT DESCRIPTION Describe the project and summarize why the project is necessary. Address evaluation criteria. | | | | |

This project calls for the replacement of the existing bituminous/rubberized surface of the High School track that was constructed in 1994-95. The track has been resurfaced once, but currently is exhibiting surface failure and cave-ins, indicating washouts of the track base.

A quote for resurfacing was obtained in 2014. Subsequent discussions about the scope of the project and the associated facilities for field events led to questions about the best approach to the facility overall. In January, 2015 a quote was obtained for landscape architectural services to include a complete survey, facility design and construction management services.

PROJECT SOURCES AND USES OF FUNDS (estimates should cover entire cost of project)

| SOURCES OF FUNDS | Thru 6/30/15 | 2015-16 | 2016-17 | 2017-18 | 2018-19 | 2019-20 | TOTAL |
|------------------|--------------|---------|---------|---------|---------|---------|---------|
| G. O. Bond | | 300,000 | | | | | 300,000 |
| | | | | | | | - |
| | | | | | | | - |
| | | | | | | | - |
| TOTALS | - | 300,000 | - | - | - | - | 300,000 |
| USES OF FUNDS | Thru 6/30/15 | 2015-16 | 2016-17 | 2017-18 | 2018-19 | 2019-20 | TOTAL |
| Labor & Material | | 300,000 | | | | | 300,000 |
| | | | | | | | - |
| | | | | | | | - |
| | | | | | | | - |
| | | | | | | | - |
| | | | | | | | - |
| | | | | | | | - |
| TOTALS | - | 300,000 | - | - | - | - | 300,000 |

What is the source and date of your cost estimate? (e.g. preliminary estimate - 6/30/13, design - 12/31/12, etc....)

Maine Tennis and Track - resurfacing quote 2014
 Huntress Associates - survey/design/construction mgmt quote 2015

CONSISTENCY WITH PLANS AND STUDIES

Describe how this project is consistent with the Comprehensive Plan and/or other plans or studies.

The High School track is past the expected life

INTERDEPARTMENTAL OR INTERAGENCY IMPACT

Explain how this project will impact other departments or agencies. Do you know of any other project with which this project could or should be combined in order to maximize the benefits from each?

The track is used by the High School athletic program, the Town's Recreation Department, other community and state organizations.

IMPACT ON OPERATING BUDGETS

Provide an estimate of the annual costs or savings that will result from this project over the next five (5) years. Show savings as negative.

| Type of Cost/(Savings) | 2015-16 | 2016-17 | 2017-18 | 2018-19 | 2019-20 | TOTAL |
|------------------------|---------|---------|---------|---------|---------|-------|
| | | - | - | - | - | - |
| | | | | | | - |
| | | | | | | - |
| | | | | | | - |
| | | | | | | - |
| | | | | | | - |
| | | | | | | - |
| | | | | | | - |
| | | | | | | - |
| | | | | | | - |
| | | | | | | - |
| TOTALS (net) | - | - | - | - | - | - |

Explain the changes in the operating budgets (i.e. additional personnel or equipment, increased revenues, etc.)

Preventive maintenance cost and spot repairs of the bituminous/rubberized surface, but should not exceed amounts currently expended.

ALTERNATIVES CONSIDERED Describe what was considered as an alternative to this project.

None

EFFECT OF DELAYING THIS PROJECT What is the effect if this project is not funded or funding is delayed?

The track will be unusable for track competition.

OTHER CONSIDERATIONS Discuss any other information that should be considered for this project.

None

TOWN OF BRUNSWICK, MAINE
CAPITAL OUTLAY PROJECT SUMMARY
 FY 2016-2020

| | | | | |
|--|--|----------------------------------|--------------------|----------------------------|
| PROJECT TITLE | | | PROJECT NO. | |
| J.A. Elementary School demo and site improvements | | | | |
| DEPARTMENT | | PROJECT MANAGER | | DEPT. PRIORITY |
| School Department | | School Facilities Manager | | |
| PROJECT LOCATION | | TIF (Y or N) | DISTRICT | USEFUL LIFE (years) |
| Jordan Ave | | | | N/A |

PROJECT DESCRIPTION Describe the project and summarize why the project is necessary. Address evaluation criteria.

This project proposes to demolish the Jordan Acres building and make site repairs and improvements. We cannot continue to insure this building as an unoccupied space. We budget and expend money every year as we await the final outcome of the master plan II.

Work proposed to be completed in 2015-16 fiscal year.

This building is currently being used for Town storage, so demolition would require the Town to find an alternative solution to its storage needs.

PROJECT SOURCES AND USES OF FUNDS (estimates should cover entire cost of project)

| SOURCES OF FUNDS | 6/30/2015 | 2015-16 | 2016-17 | 2017-18 | 2018-19 | 2019-20 | TOTAL |
|--------------------------|-----------|---------|---------|---------|---------|---------|---------|
| G.O. Bond | | 325,000 | | | | | 325,000 |
| | | | | | | | - |
| | | | | | | | - |
| | | | | | | | - |
| | | | | | | | - |
| TOTALS | - | 325,000 | - | - | - | - | 325,000 |
| USES OF FUNDS | 6/30/2015 | 2015-16 | 2016-17 | 2017-18 | 2018-19 | 2019-20 | TOTAL |
| Demolition and site work | | 325,000 | | | | | 325,000 |
| | | | | | | | - |
| | | | | | | | - |
| | | | | | | | - |
| | | | | | | | - |
| | | | | | | | - |
| | | | | | | | - |
| | | | | | | | - |
| TOTALS | - | 325,000 | - | - | - | - | 325,000 |

What is the source and date of your cost estimate? (e.g. preliminary estimate - 6/30/13, design - 12/31/12, etc....)

Compared the demo cost with the town's cost to demo the T.R. Building.

CONSISTENCY WITH PLANS AND STUDIES

Describe how this project is consistent with the Comprehensive Plan and/or other plans or studies.

Meets the needs of the Brunswick School Department as it grows to meet future educational demands
Master Plan II

INTERDEPARTMENTAL OR INTERAGENCY IMPACT

Explain how this project will impact other departments or agencies. Do you know of any other project with which this project could or should be combined in order to maximize the benefits from each?

Town departments currently use the facility for storage - need alternative storage location.

IMPACT ON OPERATING BUDGETS

Provide an estimate of the annual costs or savings that will result from this project over the next five (5) years. Show savings as negative.

| Type of Cost/(Savings) | 2015-16 | 2016-17 | 2017-18 | 2018-19 | 2019-20 | TOTAL |
|------------------------|---------|---------|---------|---------|---------|-------|
| Utilities and systems | | | | | | - |
| | | | | | | - |
| | | | | | | - |
| | | | | | | - |
| | | | | | | - |
| | | | | | | - |
| | | | | | | - |
| | | | | | | - |
| | | | | | | - |
| | | | | | | - |
| | | | | | | - |
| | | | | | | - |
| TOTALS (net) | - | - | - | - | - | - |

Explain the changes in the operating budgets (i.e. additional personnel or equipment, increased revenues, etc.)

ALTERNATIVES CONSIDERED Describe what was considered as an alternative to this project.

Kept for storage but it is quite a premium to pay for storage of old furniture and equipment.

EFFECT OF DELAYING THIS PROJECT What is the effect if this project is not funded or funding is delayed?

It costs the school department \$15,000.00 a year to operate as a storage unit. Potential hazard since it isn't maintained, heated or occupied.

OTHER CONSIDERATIONS Discuss any other information that should be considered for this project.

TOWN OF BRUNSWICK, MAINE
CAPITAL OUTLAY PROJECT SUMMARY
 FY 2016-2020

| | | | | |
|--|--|----------------------------------|--------------------|----------------------------|
| PROJECT TITLE | | | PROJECT NO. | |
| Elementary grades transition option | | | | |
| DEPARTMENT | | PROJECT MANAGER | | DEPT. PRIORITY |
| School Department | | School Facilities Manager | | |
| PROJECT LOCATION | | TIF (Y or N) | DISTRICT | USEFUL LIFE (years) |
| Junior High School 65 Columbia St. | | | | N/A |
| PROJECT DESCRIPTION Describe the project and summarize why the project is necessary. Address evaluation criteria. | | | | |

The initial 5th grade option project for 2015-2016 consisted of relocating the entire 5th grade from HBS to the Junior High School site. Costs include the rental of a 4 classroom portable with restroom facilities. Water and sewer lines, electrical, data and communications costs as well as life safety systems are also included.

The original project was tabled by the School Board in winter 2014-15, but the School department continues to work on a solution for housing the elementary grades in Brunswick. The project is currently in development, and in the 2016-17 fiscal year.

PROJECT SOURCES AND USES OF FUNDS (estimates should cover entire cost of project)

| SOURCES OF FUNDS | 6/30/2015 | 2015-16 | 2016-17 | 2017-18 | 2018-19 | 2019-20 | TOTAL |
|-----------------------------|-----------|---------|---------|---------|---------|---------|---------|
| G.O. Bond | | | 215,300 | | | | 215,300 |
| | | | | | | | - |
| | | | | | | | - |
| | | | | | | | - |
| | | | | | | | - |
| TOTALS | - | - | 215,300 | - | - | - | 215,300 |
| USES OF FUNDS | 6/30/2015 | 2015-16 | 2016-17 | 2017-18 | 2018-19 | 2019-20 | TOTAL |
| Equipment and installations | | | 215,300 | | | | 215,300 |
| | | | | | | | - |
| | | | | | | | - |
| | | | | | | | - |
| | | | | | | | - |
| | | | | | | | - |
| | | | | | | | - |
| TOTALS | - | - | 215,300 | - | - | - | 215,300 |

What is the source and date of your cost estimate? (e.g. preliminary estimate - 6/30/13, design - 12/31/12, etc....)

CONSISTENCY WITH PLANS AND STUDIES

Describe how this project is consistent with the Comprehensive Plan and/or other plans or studies.

Meets the needs of the Brunswick School Department as it grows to meet future educational demands

INTERDEPARTMENTAL OR INTERAGENCY IMPACT

Explain how this project will impact other departments or agencies. Do you know of any other project with which this project could or should be combined in order to maximize the benefits from each?

IMPACT ON OPERATING BUDGETS

Provide an estimate of the annual costs or savings that will result from this project over the next five (5) years. Show savings as negative.

| Type of Cost/(Savings) | 2015-16 | 2016-17 | 2017-18 | 2018-19 | 2019-20 | TOTAL |
|------------------------|---------|---------|---------|---------|---------|-------|
| Utilities and systems | | | | | | - |
| | | | | | | - |
| | | | | | | - |
| | | | | | | - |
| | | | | | | - |
| | | | | | | - |
| | | | | | | - |
| | | | | | | - |
| | | | | | | - |
| | | | | | | - |
| | | | | | | - |
| TOTALS (net) | - | - | - | - | - | - |

Explain the changes in the operating budgets (i.e. additional personnel or equipment, increased revenues, etc.)

ALTERNATIVES CONSIDERED Describe what was considered as an alternative to this project.

EFFECT OF DELAYING THIS PROJECT What is the effect if this project is not funded or funding is delayed?

OTHER CONSIDERATIONS Discuss any other information that should be considered for this project.

TOWN OF BRUNSWICK, MAINE
CAPITAL OUTLAY PROJECT SUMMARY
 FY 2016-2020

| | | | | |
|--|--|----------------------------------|--------------------|----------------------------|
| PROJECT TITLE | | | PROJECT NO. | |
| Coffin Elementary School Major Renovations | | | | |
| DEPARTMENT | | PROJECT MANAGER | | DEPT. PRIORITY |
| Brunswick School Department | | Superintendent of Schools | | |
| PROJECT LOCATION | | TIF (Y or N) | DISTRICT | USEFUL LIFE (years) |
| To Be Determined | | | | 50 |
| PROJECT DESCRIPTION Describe the project and summarize why the project is necessary. Address evaluation criteria. | | | | |

(New Objective) Build a replacement for Coffin School on a different site. Currently we are looking at the existing Jordan Acres site as well as any other suitable site that will work.

(Original Objective) The objective of this project is to make the Coffin School equitable with other elementary education buildings. This is to include housing all school classroom functions under the same roof thereby eliminating the use of temporary classrooms. The project also seeks to bring all of the life safety and other systems into a usable condition to last the next 50 years.

PROJECT SOURCES AND USES OF FUNDS (estimates should cover entire cost of project)

| SOURCES OF FUNDS | 6/30/2015 | 2015-16 | 2016-17 | 2017-18 | 2018-19 | 2019-20 | TOTAL |
|----------------------|-----------|---------|-----------|---------|---------|---------|-----------|
| G.O. Bonds | | | 5,000,000 | | | | 5,000,000 |
| | | | | | | | - |
| | | | | | | | - |
| | | | | | | | - |
| | | | | | | | - |
| TOTALS | - | - | 5,000,000 | - | - | - | 5,000,000 |
| USES OF FUNDS | 6/30/2015 | 2015-16 | 2016-17 | 2017-18 | 2018-19 | 2019-20 | TOTAL |
| Building and systems | | | 5,000,000 | | | | 5,000,000 |
| | | | | | | | - |
| | | | | | | | - |
| | | | | | | | - |
| | | | | | | | - |
| | | | | | | | - |
| | | | | | | | - |
| | | | | | | | - |
| TOTALS | - | - | 5,000,000 | - | - | - | 5,000,000 |

What is the source and date of your cost estimate? (e.g. preliminary estimate - 6/30/13, design - 12/31/12, etc....)

PDT Architects June 2013; subsequently, work is being done to evaluate the best options.

CONSISTENCY WITH PLANS AND STUDIES

Describe how this project is consistent with the Comprehensive Plan and/or other plans or studies.

This is the next step in the school department's phase II master plan.

INTERDEPARTMENTAL OR INTERAGENCY IMPACT

Explain how this project will impact other departments or agencies. Do you know of any other project with which this project could or should be combined in order to maximize the benefits from each?

IMPACT ON OPERATING BUDGETS

Provide an estimate of the annual costs or savings that will result from this project over the next five (5) years. Show savings as negative.

| Type of Cost/(Savings) | 2015-16 | 2016-17 | 2017-18 | 2018-19 | 2019-20 | TOTAL |
|------------------------|---------|---------|---------|---------|---------|-------|
| | | | | | | - |
| | | | | | | - |
| | | | | | | - |
| | | | | | | - |
| | | | | | | - |
| | | | | | | - |
| | | | | | | - |
| | | | | | | - |
| | | | | | | - |
| | | | | | | - |
| | | | | | | - |
| | | | | | | - |
| TOTALS (net) | - | - | - | - | - | - |

Explain the changes in the operating budgets (i.e. additional personnel or equipment, increased revenues, etc.)

To Be Determined.

ALTERNATIVES CONSIDERED Describe what was considered as an alternative to this project.

We have run the numbers to renovate Coffin School and it was decided by the school board that we should build new instead.

EFFECT OF DELAYING THIS PROJECT What is the effect if this project is not funded or funding is delayed?

OTHER CONSIDERATIONS Discuss any other information that should be considered for this project.

TOWN OF BRUNSWICK, MAINE
CAPITAL OUTLAY PROJECT SUMMARY
 FY 2016-2020

| | | | | |
|---|--|----------------------------------|--------------------|----------------------------|
| PROJECT TITLE | | | PROJECT NO. | |
| Brunswick Junior High School Major Renovations | | | | |
| DEPARTMENT | | PROJECT MANAGER | | DEPT. PRIORITY |
| Brunswick School Department | | Superintendent of Schools | | |
| PROJECT LOCATION | | TIF (Y or N) | DISTRICT | USEFUL LIFE (years) |
| 65 Columbia St. | | | | 50 |

PROJECT DESCRIPTION Describe the project and summarize why the project is necessary. Address evaluation criteria.

The objective of this project is to make the Brunswick Junior High School equitable with other junior high school education buildings. This is to include housing all school classroom functions under the same roof thereby eliminating the use of temporary classrooms. The project also seeks to bring all of the life safety and other systems into a usable condition to last the next 50 years.

PROJECT SOURCES AND USES OF FUNDS (estimates should cover entire cost of project)

| SOURCES OF FUNDS | 6/30/2015 | 2015-16 | 2016-17 | 2017-18 | 2018-19 | 2019-20 | TOTAL |
|----------------------|-----------|---------|---------|-----------|---------|---------|-----------|
| G.O. Bonds | | | | 5,000,000 | | | 5,000,000 |
| | | | | | | | - |
| | | | | | | | - |
| | | | | | | | - |
| | | | | | | | - |
| TOTALS | - | - | - | 5,000,000 | - | - | 5,000,000 |
| USES OF FUNDS | 6/30/2015 | 2015-16 | 2016-17 | 2017-18 | 2018-19 | 2019-20 | TOTAL |
| Building and systems | | | | 5,000,000 | | | 5,000,000 |
| | | | | | | | - |
| | | | | | | | - |
| | | | | | | | - |
| | | | | | | | - |
| | | | | | | | - |
| | | | | | | | - |
| | | | | | | | - |
| TOTALS | - | - | - | 5,000,000 | - | - | 5,000,000 |

What is the source and date of your cost estimate? (e.g. preliminary estimate - 6/30/13, design - 12/31/12, etc....)

Part of the School Master Plan conducted in 2011 to 2013.

CONSISTENCY WITH PLANS AND STUDIES

Describe how this project is consistent with the Comprehensive Plan and/or other plans or studies.

INTERDEPARTMENTAL OR INTERAGENCY IMPACT

Explain how this project will impact other departments or agencies. Do you know of any other project with which this project could or should be combined in order to maximize the benefits from each?

IMPACT ON OPERATING BUDGETS

Provide an estimate of the annual costs or savings that will result from this project over the next five (5) years. Show savings as negative.

| Type of Cost/(Savings) | 2015-16 | 2016-17 | 2017-18 | 2018-19 | 2019-20 | TOTAL |
|------------------------|---------|---------|---------|---------|---------|-------|
| | | | | | | - |
| | | | | | | - |
| | | | | | | - |
| | | | | | | - |
| | | | | | | - |
| | | | | | | - |
| | | | | | | - |
| | | | | | | - |
| | | | | | | - |
| | | | | | | - |
| | | | | | | - |
| | | | | | | - |
| | | | | | | - |
| TOTALS (net) | - | - | - | - | - | - |

Explain the changes in the operating budgets (i.e. additional personnel or equipment, increased revenues, etc.)

ALTERNATIVES CONSIDERED Describe what was considered as an alternative to this project.

EFFECT OF DELAYING THIS PROJECT What is the effect if this project is not funded or funding is delayed?

OTHER CONSIDERATIONS Discuss any other information that should be considered for this project.

TOWN OF BRUNSWICK, MAINE
CAPITAL OUTLAY PROJECT SUMMARY
 FY 2016-2020

| | | | | |
|--|--|----------------------------------|--------------------|----------------------------|
| PROJECT TITLE | | | PROJECT NO. | |
| Junior High School Sprinkler System Expansion | | | | |
| DEPARTMENT | | PROJECT MANAGER | | DEPT. PRIORITY |
| Brunswick School Department | | School Facilities Manager | | |
| PROJECT LOCATION | | TIF (Y or N) | DISTRICT | USEFUL LIFE (years) |
| 65 Columbia Ave | | | | 25 |

PROJECT DESCRIPTION Describe the project and summarize why the project is necessary. Address evaluation criteria.

The Brunswick Junior High School is not fully sprinkled and the D.O.E. Captial Asset software lists this project as a prioity one project.

PROJECT SOURCES AND USES OF FUNDS (estimates should cover entire cost of project)

| SOURCES OF FUNDS | 6/30/2015 | 2015-16 | 2016-17 | 2017-18 | 2018-19 | 2019-20 | TOTAL |
|------------------|-----------|---------|---------|---------|---------|---------|---------|
| G.O. Bonds | | | | 248,000 | | | 248,000 |
| | | | | | | | - |
| | | | | | | | - |
| | | | | | | | - |
| TOTALS | - | - | - | 248,000 | - | - | 248,000 |
| USES OF FUNDS | 6/30/2015 | 2015-16 | 2016-17 | 2017-18 | 2018-19 | 2019-20 | TOTAL |
| Installation | | | | 248,000 | | | 248,000 |
| | | | | | | | - |
| | | | | | | | - |
| | | | | | | | - |
| | | | | | | | - |
| | | | | | | | - |
| | | | | | | | - |
| TOTALS | - | - | - | 248,000 | - | - | 248,000 |

What is the source and date of your cost estimate? (e.g. preliminary estimate - 6/30/13, design - 12/31/12, etc....)

2012 R.S. Means VIA V.F.A. capital asset program.

TOWN OF BRUNSWICK, MAINE
CAPITAL OUTLAY PROJECT SUMMARY
 FY 2016-2020

| | | | | |
|--|--|----------------------------------|--------------------|----------------------------|
| PROJECT TITLE | | | PROJECT NO. | |
| BHS Tennis Courts | | | | |
| DEPARTMENT | | PROJECT MANAGER | | DEPT. PRIORITY |
| School Department | | School Facilities Manager | | |
| PROJECT LOCATION | | TIF (Y or N) | DISTRICT | USEFUL LIFE (years) |
| Brunswick High School | | | | 15 |
| PROJECT DESCRIPTION Describe the project and summarize why the project is necessary. Address evaluation criteria. | | | | |

This project proposes the construction of four additional tennis courts at a location in town to be determined. The current municipal courts on Stanwood Street were moved as part of the Harriet Beecher Stowe elementary school project. This will provide additional courts for both school and municipal use.

PROJECT SOURCES AND USES OF FUNDS (estimates should cover entire cost of project)

| SOURCES OF FUNDS | 6/30/2015 | 2015-16 | 2016-17 | 2017-18 | 2018-19 | 2019-20 | TOTAL |
|------------------|-----------|---------|---------|---------|---------|---------|---------|
| G.O. Bonds | | - | 208,060 | | | | 208,060 |
| | | | | | | | - |
| | | | | | | | - |
| | | | | | | | - |
| TOTALS | - | - | 208,060 | - | - | - | 208,060 |
| USES OF FUNDS | 6/30/2015 | 2015-16 | 2016-17 | 2017-18 | 2018-19 | 2019-20 | TOTAL |
| Construction | | - | 208,060 | | | | 208,060 |
| | | | | | | | - |
| | | | | | | | - |
| | | | | | | | - |
| | | | | | | | - |
| | | | | | | | - |
| | | | | | | | - |
| TOTALS | - | - | 208,060 | - | - | - | 208,060 |

What is the source and date of your cost estimate? (e.g. preliminary estimate - 6/30/13, design - 12/31/12, etc....)

Preliminary estimate 2003-04, continually updated since. Does not include installation of lighting, utilities, or any support amenities (bathrooms, concessions, etc.).

CONSISTENCY WITH PLANS AND STUDIES

Describe how this project is consistent with the Comprehensive Plan and/or other plans or studies.

INTERDEPARTMENTAL OR INTERAGENCY IMPACT

Explain how this project will impact other departments or agencies. Do you know of any other project with which this project could or should be combined in order to maximize the benefits from each?

Project serves both School and Parks/Recreation Departments as these courts can serve as the municipal tennis complex as well.

IMPACT ON OPERATING BUDGETS

Provide an estimate of the annual costs or savings that will result from this project over the next five (5) years. Show savings as negative.

| Type of Cost/(Savings) | 2015-16 | 2016-17 | 2017-18 | 2018-19 | 2019-20 | TOTAL |
|------------------------|---------|---------|---------|---------|---------|-------|
| | | | | | | - |
| | | | | | | - |
| | | | | | | - |
| | | | | | | - |
| | | | | | | - |
| | | | | | | - |
| | | | | | | - |
| | | | | | | - |
| | | | | | | - |
| | | | | | | - |
| | | | | | | - |
| | | | | | | - |
| | | | | | | - |
| TOTALS (net) | - | - | - | - | - | - |

Explain the changes in the operating budgets (i.e. additional personnel or equipment, increased revenues, etc.)

Maintenance is considered immaterial and can be provided with existing staff and funding.

ALTERNATIVES CONSIDERED Describe what was considered as an alternative to this project.

Overhaul/rebuild of Stanwood Street tennis complex by Parks/Recreation Department, which is no longer a viable option due to the HBS elementary school .

EFFECT OF DELAYING THIS PROJECT What is the effect if this project is not funded or funding is delayed?

Continued shortage of tennis courts to serve student and public use.

OTHER CONSIDERATIONS Discuss any other information that should be considered for this project.

TOWN OF BRUNSWICK, MAINE
CAPITAL OUTLAY PROJECT SUMMARY
 FY 2016-2020

| | | | | |
|---|--|----------------------------------|--------------------|----------------------------|
| PROJECT TITLE | | | PROJECT NO. | |
| Brunswick Garage and Facilities Relocation | | | | |
| DEPARTMENT | | PROJECT MANAGER | | DEPT. PRIORITY |
| School Department | | School Facilities Manager | | |
| PROJECT LOCATION | | TIF (Y or N) | DISTRICT | USEFUL LIFE (years) |
| 20 Barrows | | | | 50 |

PROJECT DESCRIPTION Describe the project and summarize why the project is necessary. Address evaluation criteria.

This project proposes the construction of a new facilities and transportation building, and all of its current functions.

PROJECT SOURCES AND USES OF FUNDS (estimates should cover entire cost of project)

| Source of Funds: | 6/30/2015 | 2015-16 | 2016-17 | 2017-18 | 2018-19 | 2019-20 | TOTAL |
|-------------------------|-----------|---------|---------|---------|---------|-----------|-----------|
| G.O. Bonds | | | | | | 2,200,000 | 2,200,000 |
| | | | | | | | - |
| | | | | | | | - |
| | | | | | | | - |
| | | | | | | | - |
| TOTAL SOURCES | - | - | - | - | - | 2,200,000 | 2,200,000 |
| Use of Funds: | 6/30/2015 | 2015-16 | 2016-17 | 2017-18 | 2018-19 | 2019-20 | TOTAL |
| Construction | | | | | | 2,200,000 | 2,200,000 |
| | | | | | | | - |
| | | | | | | | - |
| | | | | | | | - |
| | | | | | | | - |
| | | | | | | | - |
| | | | | | | | - |
| | | | | | | | - |
| TOTAL USES | - | - | - | - | - | 2,200,000 | 2,200,000 |

What is the source and date of your cost estimate? (e.g. preliminary estimate - 6/30/13, design - 12/31/12, etc....)

Estimates based on January 2013 investigation of options.

CONSISTENCY WITH PLANS AND STUDIES

Describe how this project is consistent with the Comprehensive Plan and/or other plans or studies.

Meets the needs of the Brunswick School Department.

INTERDEPARTMENTAL OR INTERAGENCY IMPACT

Explain how this project will impact other departments or agencies. Do you know of any other project with which this project could or should be combined in order to maximize the benefits from each?

Project serves both School Department and Parks and Recreation Department.

IMPACT ON OPERATING BUDGETS

Provide an estimate of the annual costs or savings that will result from this project over the next five (5) years. Show savings as negative.

| Type of Cost/(Savings) | 2015-16 | 2016-17 | 2017-18 | 2018-19 | 2019-20 | TOTAL |
|------------------------|---------|---------|---------|---------|---------|-------|
| | | | | | | - |
| | | | | | | - |
| | | | | | | - |
| | | | | | | - |
| | | | | | | - |
| | | | | | | - |
| | | | | | | - |
| | | | | | | - |
| | | | | | | - |
| | | | | | | - |
| | | | | | | - |
| | | | | | | - |
| | | | | | | - |
| TOTALS (net) | - | - | - | - | - | - |

Explain the changes in the operating budgets (i.e. additional personnel or equipment, increased revenues, etc.)

ALTERNATIVES CONSIDERED & EFFECT OF DELAYING THIS PROJECT

Describe what was considered as an alternative to this project. What is the effect if this project is not funded or delayed?

None.

OTHER CONSIDERATIONS Discuss any other information that should be considered for this project.

TOWN OF BRUNSWICK, MAINE
CAPITAL OUTLAY PROJECT SUMMARY
 FY 2016-2020

| | | | | |
|-----------------------------|--|------------------------|--------------------|----------------------------|
| PROJECT TITLE | | | PROJECT NO. | |
| Central Fire Station | | | | |
| DEPARTMENT | | PROJECT MANAGER | | DEPT. PRIORITY |
| Fire Department | | Town Manager | | |
| PROJECT LOCATION | | TIF (Y or N) | DISTRICT | USEFUL LIFE (years) |
| To Be Determined | | | | 50 |

PROJECT DESCRIPTION Describe the project and summarize why the project is necessary. Address evaluation criteria.

This project would be the replacement/renovation of Central Fire Station. The current plan calls for the renovation and expansion of the existing station on Maine Street. To that end, land surrounding the station has been purchased. There are concerns of whether or not a new station should be built at the current location. The Fire Department recommends further discussion about location, due to the current traffic and commercial changes at Town Hall Place.

The existing Central Fire Station is undersized and seriously outdated and not suited for today's demands on the Fire Department. The building is expensive to maintain and is not very efficient.

PROJECT SOURCES AND USES OF FUNDS (estimates should cover entire cost of project)

| Source of Funds: | 6/30/2015 | 2015-16 | 2016-17 | 2017-18 | 2018-19 | 2019-20 | TOTAL |
|----------------------|-----------|---------|---------|---------|-----------|---------|-----------|
| G.O. Bonds | | | | | 6,000,000 | | 6,000,000 |
| | | | | | | | - |
| | | | | | | | - |
| | | | | | | | - |
| | | | | | | | - |
| TOTAL SOURCES | - | - | - | - | 6,000,000 | - | 6,000,000 |
| Use of Funds: | 6/30/2015 | 2015-16 | 2016-17 | 2017-18 | 2018-19 | 2019-20 | TOTAL |
| Construction | | | | | 6,000,000 | | 6,000,000 |
| | | | | | | | - |
| | | | | | | | - |
| | | | | | | | - |
| | | | | | | | - |
| | | | | | | | - |
| | | | | | | | - |
| | | | | | | | - |
| TOTAL USES | - | - | - | - | 6,000,000 | - | 6,000,000 |

What is the source and date of your cost estimate? (e.g. preliminary estimate - 6/30/13, design - 12/31/12, etc....)

Original cost estimates were developed in December 2004 by the Town Manager and Mitchell Ross Associates. Updated by staff based upon other projects and consultation with area contractor.

CONSISTENCY WITH PLANS AND STUDIES

Describe how this project is consistent with the Comprehensive Plan and/or other plans or studies.

Consistent with the finding of the Fire Station Planning Committee and with positions taken by the Town Council.

INTERDEPARTMENTAL OR INTERAGENCY IMPACT

Explain how this project will impact other departments or agencies. Do you know of any other project with which this project could or should be combined in order to maximize the benefits from each?

Fire Department only.

IMPACT ON OPERATING BUDGETS

Provide an estimate of the annual costs or savings that will result from this project over the next five (5) years. Show savings as negative.

| Type of Cost/(Savings) | 2015-16 | 2016-17 | 2017-18 | 2018-19 | 2019-20 | TOTAL |
|------------------------|---------|---------|---------|---------|---------|-------|
| | | | | | | - |
| | | | | | | - |
| | | | | | | - |
| | | | | | | - |
| | | | | | | - |
| | | | | | | - |
| | | | | | | - |
| | | | | | | - |
| | | | | | | - |
| | | | | | | - |
| | | | | | | - |
| | | | | | | - |
| | | | | | | - |
| TOTALS (net) | - | - | - | - | - | - |

Explain the changes in the operating budgets (i.e. additional personnel or equipment, increased revenues, etc.)

The impact on the operating budget is expected to be minimal. There will be savings in heat, electric, etc. due to more energy efficiency in the renovated building. There will be increased cost due to added square footage. These costs are expected to offset.

The cost of this project will continue to rise and additional funds will continue to be required to maintain the existing building while major renovations are delayed.

ALTERNATIVES CONSIDERED & EFFECT OF DELAYING THIS PROJECT

Describe what was considered as an alternative to this project. What is the effect if this project is not funded or delayed?

Many alternatives were considered and a renovations/expansion at the current sites was selected by the Town Council. Moving forward this option may need to be re-examined.

The Town Council has also preliminarily discussed alternatives to construction.

OTHER CONSIDERATIONS Discuss any other information that should be considered for this project.

Relocation of the Department while construction takes places, if the Station remains at current site. When the Town Council decided that a renovation/expansion on the current site was the preferred alternative, it also indicated a willingness to purchase land for a west Brunswick station.

TOWN OF BRUNSWICK, MAINE
CAPITAL OUTLAY PROJECT SUMMARY
 FY 2016-2020

| | | | | |
|----------------------------------|--|------------------------|--------------------|----------------------------|
| PROJECT TITLE | | | PROJECT NO. | |
| Vehicle Wash Bay Addition | | | | |
| DEPARTMENT | | PROJECT MANAGER | | DEPT. PRIORITY |
| Public Works Department | | Town Engineer | | |
| PROJECT LOCATION | | TIF (Y or N) | DISTRICT | USEFUL LIFE (years) |
| 9 Industry Road | | | | 50 |

PROJECT DESCRIPTION Describe the project and summarize why the project is necessary. Address evaluation criteria.

A 24' x 50' addition is proposed to provide a vehicle wash bay area along with incidental vehicle storage. The wash bay would provide an underbody wash system along with a high pressure wash system for use by an operator. All wash water would be collected and recycled or pre-treated and released to the sanitary sewer system.

Presently all vehicle washing takes place outside with the resultant wash water going into the yard storm drain system which drains to an adjacent stream and then directly into the Androscoggin River. New EPA Stormwater Phase II requirements are scheduled to become effective on March 10, 2003 which will prohibit such type vehicle washing facilities. We propose to construct an indoor washing facility to allow proper maintenance of our trucks, especially during winter operations. In winter conditions when our equipment has been exposed to corrosive materials (salt) vehicle washing is often not possible due to the below freezing weather conditions so such essential maintenance is deferred. This results in accelerated deterioration of the metal and often expensive vehicle repairs to repair or replace rusted vehicle components.

PROJECT SOURCES AND USES OF FUNDS (estimates should cover entire cost of project)

| Source of Funds: | 6/30/2015 | 2015-16 | 2016-17 | 2017-18 | 2018-19 | 2019-20 | TOTAL |
|-----------------------|-----------|---------|---------|---------|---------|---------|---------|
| Gen. Fund Bal | | 20,000 | | | | | 20,000 |
| GO Bonds | | | 255,000 | | | | 255,000 |
| | | | | | | | - |
| | | | | | | | - |
| | | | | | | | - |
| TOTAL SOURCES | - | 20,000 | 255,000 | - | - | - | 275,000 |
| Use of Funds: | 6/30/2015 | 2015-16 | 2016-17 | 2017-18 | 2018-19 | 2019-20 | TOTAL |
| Engineering Design | | 20,000 | 15,000 | | | | 35,000 |
| Building Construction | | | 240,000 | | | | 240,000 |
| | | | | | | | - |
| | | | | | | | - |
| | | | | | | | - |
| | | | | | | | - |
| | | | | | | | - |
| TOTAL USES | - | 20,000 | 255,000 | - | - | - | 275,000 |

What is the source and date of your cost estimate? (e.g. preliminary estimate - 6/30/13, design - 12/31/12, etc....)

In-house, very preliminary estimate based on unit prices (\$200/s.f.) with 15% engineering cost.

CONSISTENCY WITH PLANS AND STUDIES

Describe how this project is consistent with the Comprehensive Plan and/or other plans or studies.

INTERDEPARTMENTAL OR INTERAGENCY IMPACT

Explain how this project will impact other departments or agencies. Do you know of any other project with which this project could or should be combined in order to maximize the benefits from each?

No known impact to other departments. The wash facility could be available for use by other Town Departments (school buses, Police, Fire and Parks Dept vehicles).

IMPACT ON OPERATING BUDGETS

Provide an estimate of the annual costs or savings that will result from this project over the next five (5) years. Show savings as negative.

| Type of Cost/(Savings) | 2015-16 | 2016-17 | 2017-18 | 2018-19 | 2019-20 | TOTAL |
|------------------------|---------|---------|---------|---------|---------|-------|
| | | | | | | - |
| | | | | | | - |
| | | | | | | - |
| | | | | | | - |
| | | | | | | - |
| | | | | | | - |
| | | | | | | - |
| | | | | | | - |
| | | | | | | - |
| | | | | | | - |
| | | | | | | - |
| | | | | | | - |
| | | | | | | - |
| | | | | | | - |
| TOTALS (net) | - | - | - | - | - | - |

Explain the changes in the operating budgets (i.e. additional personnel or equipment, increased revenues, etc.)

ALTERNATIVES CONSIDERED & EFFECT OF DELAYING THIS PROJECT

Describe what was considered as an alternative to this project. What is the effect if this project is not funded or delayed?

An exterior wash area could be constructed (i.e., no building) but it would not be available in the winter time which for Public Works is the most important time. Also, existing space in the rear garage bay could be converted for a wash area but this will further reduce our much needed vehicle storage space and would still require a substantial capital expenditure.

OTHER CONSIDERATIONS Discuss any other information that should be considered for this project.

Delaying this request will put us in violation of EPA Stormwater Regulations effective as of 3/10/2003 but more importantly, increases our fleet maintenance costs, capital equipment replacement costs and results in increased downtime for our vehicles.

TOWN OF BRUNSWICK, MAINE
CAPITAL OUTLAY PROJECT SUMMARY
 FY 2016-2020

| | | | | |
|--|--|--|--------------------|----------------------------|
| PROJECT TITLE | | | PROJECT NO. | |
| Outdoor Aquatic Facility | | | | |
| DEPARTMENT | | PROJECT MANAGER | | DEPT. PRIORITY |
| Parks and Recreation | | Parks & Recreation Director | | FY 16-17 |
| PROJECT LOCATION | | TIF (Y or N) | DISTRICT | USEFUL LIFE (years) |
| Brunswick Recreation Center at Brunswick Landin | | ? | | TBD |
| PROJECT DESCRIPTION Describe the project and summarize why the project is necessary. Address evaluation criteria. | | | | |

The project proposes construction of a new outdoor aquatic facility to be located on property adjacent to the Town's current Recreation Center located at Brunswick Landing. The Brunswick Town Council has previously authorized the Recreation Commission to use \$28,700 from the department's special revenue fund for recreation programs to complete a feasibility study to determine the following:

- What type of outdoor aquatic facility is most appropriate for the local market?
- The Town has identified three possible sites. Which one would best service the community?
- What specific features should the facility include?
- What is the estimated capital project cost?
- What type of programming is appropriate?
- What are the projected operating costs and corresponding revenues?
- What is the community interest to use such a facility?
- What is the community interest to support such a facility financially?

The study is currently underway with a statistically valid community survey having been completed to address some of the above questions.

Remaining work to be completed includes a needs assessment, development of facility and program content, completion of a preliminary design, estimation of construction cost, determination of viability of raising funds for capital construction, establishment of a final operations budget and completion of a comprehensive funding analysis. Anticipated completion date of the full feasibility study is June 2014.

(The final projected cost has yet to be determined and will be produced as part of the remaining work to be performed by

PROJECT SOURCES AND USES OF FUNDS (estimates should cover entire cost of project)

| Source of Funds: | 6/30/2015 | 2015-16 | 2016-17 | 2017-18 | 2018-19 | 2019-20 | TOTAL |
|--------------------------------|-----------|---------|---------|---------|-----------|---------|-----------|
| Bond | | | | | 1,500,000 | | 1,500,000 |
| Fundraising, Donations, grants | | | | | 1,500,000 | | 1,500,000 |
| | | | | | | | - |
| | | | | | | | - |
| | | | | | | | - |
| TOTAL SOURCES | - | - | - | - | 3,000,000 | - | 3,000,000 |
| Use of Funds: | 6/30/2015 | 2015-16 | 2016-17 | 2017-18 | 2018-19 | 2019-20 | TOTAL |
| Construction | | | | | 3,000,000 | | 3,000,000 |
| | | | | | | | - |
| | | | | | | | - |
| | | | | | | | - |
| | | | | | | | - |
| | | | | | | | - |
| | | | | | | | - |
| TOTAL USES | - | - | - | - | 3,000,000 | - | 3,000,000 |

What is the source and date of your cost estimate? (e.g. preliminary estimate - 6/30/13, design - 12/31/12, etc....)

Please refer to accompanying memorandum from Recreation Commission Chair, Jeff Ward dated February 9, 2014. (A final projected cost estimate has not been determined but will be finalized as part of the remaining feasibility study work.)

CONSISTENCY WITH PLANS AND STUDIES

Describe how this project is consistent with the Comprehensive Plan and/or other plans or studies.

The 2002 Parks, Recreation and Open Space Plan identified the need to create a master plan for the Coffin Pond property. The Coffin Pond swimming area and existing chlorination system has a limited lifespan remaining and requires an alternate facility be considered.

INTERDEPARTMENTAL OR INTERAGENCY IMPACT

Explain how this project will impact other departments or agencies. Do you know of any other project with which this project could or should be combined in order to maximize the benefits from each?

No impacts on other departments anticipated.

IMPACT ON OPERATING BUDGETS

Provide an estimate of the annual costs or savings that will result from this project over the next five (5) years. Show savings as negative.

| Type of Cost/(Savings) | 2015-16 | 2016-17 | 2017-18 | 2018-19 | 2019-20 | TOTAL |
|------------------------|---------|---------|---------|---------|---------|-------|
| | | | | | | - |
| See explanation below. | | | | | | - |
| | | | | | | - |
| | | | | | | - |
| | | | | | | - |
| | | | | | | - |
| | | | | | | - |
| | | | | | | - |
| | | | | | | - |
| | | | | | | - |
| | | | | | | - |
| TOTALS (net) | - | - | - | - | - | - |

Explain the changes in the operating budgets (i.e. additional personnel or equipment, increased revenues, etc.)

Based on preliminary research an outdoor aquatic facility is projected to operate at breakeven or at a modest net revenue annually. The feasibility study will identify a more precise projection regarding potential impacts on operating budgets if any.

ALTERNATIVES CONSIDERED & EFFECT OF DELAYING THIS PROJECT

Describe what was considered as an alternative to this project. What is the effect if this project is not funded or delayed?

Coffin Pond has been an active swimming and water recreation area in its current configuration since 1982. It has served as the Town’s municipal outdoor swimming area since 1963. Coffin Pond’s infrastructure is aging and will require updates in future years that will pose significant cost implications and environmental challenges. The Coffin Pond site limits the Town’s ability to add other aquatic programming spaces in the future within the existing swimming area. As the facility continues to age it will become more costly to operate and require closure..

OTHER CONSIDERATIONS Discuss any other information that should be considered for this project.

A new facility would be designed consistent with today's highest standards for safety. The eventual closure of Coffin Pond will result in the community having no outdoor swimming area.

TOWN OF BRUNSWICK, MAINE
CAPITAL OUTLAY PROJECT SUMMARY
 FY 2016-2020

| | | | | |
|--|--|--|--------------------|----------------------------|
| PROJECT TITLE | | | PROJECT NO. | |
| Land for Brunswick's Future (LBF) | | | | |
| DEPARTMENT | | PROJECT MANAGER | | DEPT. PRIORITY |
| Parks & Recreation | | Parks & Recreation Director | | |
| PROJECT LOCATION | | TIF (Y or N) | DISTRICT | USEFUL LIFE (years) |
| TBD | | | | 100 |

PROJECT DESCRIPTION Describe the project and summarize why the project is necessary. Address evaluation criteria.

Establish a "Land for Brunswick's Future Fund" to provide funds for critical land acquisitions that meet the conservation and/or recreation needs of the community. Originally the plan was to capitalize the fund with bonds for \$1M, but the CIP is now recommending funding \$50,000 per year. and create a board to recommend acquisitions to the Town Council.

Land is a limited resource The Open Space and Recreation Task Force identified a strong interest throughout the community in protecting existing open spaces and providing for future recreational needs, while at the same time allowing thoughtfully planned residential and commercial growth to diversify the Town's tax base. The time to acquire land to meet our future needs is now while the opportunity still exists. Advisory referendum in 2006 supported LBF. On May 7, 2007 the Brunswick Town Council established the "Land for Brunswick's Future" Board as a standing advisory committee.

PROJECT SOURCES AND USES OF FUNDS (estimates should cover entire cost of project)

| Source of Funds: | Thru 6/30/15 | 2015-16 | 2016-17 | 2017-18 | 2018-19 | 2019-20 | TOTAL |
|-------------------------------|--------------|---------|---------|---------|---------|---------|---------|
| Gen. Fund Balance | | | 50,000 | 50,000 | 50,000 | 50,000 | 200,000 |
| | | | | | | | - |
| | | | | | | | - |
| | | | | | | | - |
| | | | | | | | - |
| TOTAL SOURCES | - | - | 50,000 | 50,000 | 50,000 | 50,000 | 200,000 |
| Use of Funds: | Thru 6/30/15 | 2015-16 | 2016-17 | 2017-18 | 2018-19 | 2019-20 | TOTAL |
| Reserve fund for acquisitions | | | 50,000 | 50,000 | 50,000 | 50,000 | 200,000 |
| | | | | | | | - |
| | | | | | | | - |
| | | | | | | | - |
| | | | | | | | - |
| | | | | | | | - |
| | | | | | | | - |
| TOTAL USES | - | - | 50,000 | 50,000 | 50,000 | 50,000 | 200,000 |

What is the source and date of your cost estimate? (e.g. preliminary estimate - 6/30/13, design - 12/31/12, etc....)

The Town has first hand experience in entering public private partnerships to purchase and protect open space at the Town Commons and at Cox Pinnacle. In doing so the Town was able to considerably reduce the amount of general fund monies required to execute the purchases.

CONSISTENCY WITH PLANS AND STUDIES

Describe how this project is consistent with the Comprehensive Plan and/or other plans or studies.

The Comprehensive Plan for the 1990's identified the need to acquire land for various purposes which included. Consistent with the recommendations made in the 1988 Comprehensive Plan for the Parks and Recreation Department, there exists a current need to acquire additional land to support new recreational facilities in Brunswick. This recommendation highlighted the need to acquire land in East Brunswick and West Brunswick upon which a series of multi purpose fields were to be constructed. The Cooks Corner Master Plan adopted in June of 1998 also made specific land acquisition recommendations. Most

INTERDEPARTMENTAL OR INTERAGENCY IMPACT

Explain how this project will impact other departments or agencies. Do you know of any other project with which this project could or should be combined in order to maximize the benefits from each?

This fund is intended to purchase open space for both active recreation facilities as well as conservation land for preservation purposes.

IMPACT ON OPERATING BUDGETS

Provide an estimate of the annual costs or savings that will result from this project over the next five (5) years. Show savings as negative.

| Type of Cost/(Savings) | 2015-16 | 2016-17 | 2017-18 | 2018-19 | 2019-20 | TOTAL |
|------------------------|---------|---------|---------|---------|---------|-------|
| | | | | | | - |
| | | | | | | - |
| | | | | | | - |
| | | | | | | - |
| | | | | | | - |
| | | | | | | - |
| | | | | | | - |
| | | | | | | - |
| | | | | | | - |
| | | | | | | - |
| | | | | | | - |
| | | | | | | - |
| TOTALS (net) | - | - | - | - | - | - |

Explain the changes in the operating budgets (i.e. additional personnel or equipment, increased revenues, etc.)

Additional dollars would be required to maintain and monitor properties that would be acquired with monies from the proposed fund. It is difficult to project what these costs might be until specific sites are identified and facilities developed. For example; lands purchased for habitat value that are intended to remain unchanged would require little in the way of annual operating funds. Such properties would need to be monitored on an annual basis, but would not require a maintenance budget. However, properties bought with the intent to support new active recreation facilities such as ballfields, playgrounds, tennis courts, etc., would require more substantive operational and maintenance budgets.

ALTERNATIVES CONSIDERED & EFFECT OF DELAYING THIS PROJECT

Describe what was considered as an alternative to this project. What is the effect if this project is not funded or delayed?

Brunswick has become an increasingly desirable place for people to want to live. Land will become exceedingly more expensive to buy and suitable land for both active recreation facility development and or habitat protection less available in supply.

OTHER CONSIDERATIONS Discuss any other information that should be considered for this project.

No other information to be considered.

TOWN OF BRUNSWICK, MAINE
CAPITAL OUTLAY PROJECT SUMMARY
 FY 2016-2020

| | | | | |
|--|--|--|--------------------|----------------------------|
| PROJECT TITLE | | | PROJECT NO. | |
| East Brunswick Field Development - Phase I | | | | |
| DEPARTMENT | | PROJECT MANAGER | | DEPT. PRIORITY |
| Parks & Recreation | | Parks & Recreation Director | | |
| PROJECT LOCATION | | TIF (Y or N) | DISTRICT | USEFUL LIFE (years) |
| Captain William A. Fitzgerald Recreation/Cons. | | N | 1 | 100 |
| PROJECT DESCRIPTION Describe the project and summarize why the project is necessary. Address evaluation criteria. | | | | |

The need to provide a recreation area for residents in East Brunswick has been identified in the last two versions of the Town's Comprehensive Plan. With two large mobile home parks in this area, large numbers of children have no access to recreation facilities within reasonable traveling distance. The entire geographic area East of Cook's Corner has no public athletic facilities or playground areas. The Recreation Commission placed its highest priority prior to base closure on striving to work with the Navy to cooperatively develop a large recreation area on a 66 acre parcel that is controlled by BNAS. The previous Town Manager authorized the Parks and Recreation Director and Recreation Commission to proceed with active discussions involving the Navy to achieve the goal of securing access to the 66 acre site for a community recreation facility. In addition the Parks, Recreation and Open Space Plan for Brunswick, Maine approved in the fall of 2002 identifies this project as a priority. The Town Council voted on April 11, 2011 to accept this 66 acre parcel as part of its overall public benefit conveyance request. The Town received title to the property in December 2011.

During 2014 the Captain William A. Fitzgerald Management Plan Committee met to create a management plan. The plan represents a conceptual master plan for improved access to the site, trails, parking, athletic fields, playground, concession/restroom building and a connection to the future Androscoggin to Kennebec Bike & Pedestrian Path. As importantly, the plan sets forth management goals to protect a majority of the property's high value habitat and natural resources. The master plan serves as a guide in the development of the site, which is envisioned to occur over time in a number of phases, and is reliant to a great degree on various sources of grant funding.

PROJECT SOURCES AND USES OF FUNDS (estimates should cover entire cost of project)

| Source of Funds: | 6/30/2015 | 2015-16 | 2016-17 | 2017-18 | 2018-19 | 2019-20 | TOTAL |
|----------------------|-----------|---------|---------|---------|---------|---------|---------|
| G.O. Bonds | | | | 250,000 | 250,000 | | 500,000 |
| | | | | | | | - |
| | | | | | | | - |
| | | | | | | | - |
| | | | | | | | - |
| TOTAL SOURCES | - | - | - | 250,000 | 250,000 | - | 500,000 |
| Use of Funds: | 6/30/2015 | 2015-16 | 2016-17 | 2017-18 | 2018-19 | 2019-20 | TOTAL |
| Construction | | | | 250,000 | 250,000 | | 500,000 |
| | | | | | | | - |
| | | | | | | | - |
| | | | | | | | - |
| | | | | | | | - |
| | | | | | | | - |
| | | | | | | | - |
| TOTAL USES | - | - | - | 250,000 | 250,000 | - | 500,000 |

What is the source and date of your cost estimate? (e.g. preliminary estimate - 6/30/13, design - 12/31/12, etc....)

Estimate is based on prior experience in developing Shulman Field.

CONSISTENCY WITH PLANS AND STUDIES

Describe how this project is consistent with the Comprehensive Plan and/or other plans or studies.

Comprehensive Plan. Open Space and Recreation Plan.
Captain William A. Fitzgerald Recreation and Conservation Area Management Plan

INTERDEPARTMENTAL OR INTERAGENCY IMPACT

Explain how this project will impact other departments or agencies. Do you know of any other project with which this project could or should be combined in order to maximize the benefits from each?

Development of addition recreation fields would alleviate the overuse of other fields used by the Recreation and School Departments.

IMPACT ON OPERATING BUDGETS

Provide an estimate of the annual costs or savings that will result from this project over the next five (5) years. Show savings as negative.

| Type of Cost/(Savings) | 2015-16 | 2016-17 | 2017-18 | 2018-19 | 2019-20 | TOTAL |
|------------------------|---------|---------|---------|---------|---------|-------|
| | | | | | | - |
| | | | | | | - |
| | | | | | | - |
| | | | | | | - |
| | | | | | | - |
| | | | | | | - |
| | | | | | | - |
| | | | | | | - |
| | | | | | | - |
| | | | | | | - |
| | | | | | | - |
| | | | | | | - |
| | | | | | | - |
| | | | | | | - |
| | | | | | | - |
| TOTALS (net) | - | - | - | - | - | - |

Explain the changes in the operating budgets (i.e. additional personnel or equipment, increased revenues, etc.)

If a recreation area was constructed featuring the types of facilities mentioned above there would be a corresponding increase in part time seasonal maintenance staff, general supplies (grass seed, fertilizer, etc.), water, electricity, and capital equipment (commercial mower, truck).

ALTERNATIVES CONSIDERED & EFFECT OF DELAYING THIS PROJECT

Describe what was considered as an alternative to this project. What is the effect if this project is not funded or delayed?

The alternative of joint use of land owned by BNAS off Old Bath Road was pursued as part of the Navy's Dual Use Feasibility Study. The Town accepted the 66 acres as part of its public benefit conveyance from the Navy. If this project is delayed the existing park and recreation and school department athletic facilities will come under increasing use resulting in an inability to meet the demands of the community and in overtaxed and unsafe facilities.

OTHER CONSIDERATIONS Discuss any other information that should be considered for this project.

The Comprehensive Plan projects that Brunswick will top out at a population of 65,000 to 70,000 people at current zoning. These types of facilities will increase in demand and become more cost prohibitive to acquire and build as time goes by.

TOWN OF BRUNSWICK, MAINE
CAPITAL OUTLAY PROJECT SUMMARY
 FY 2016-2020

| | | | | |
|-------------------------------|--|------------------------|--------------------|----------------------------|
| PROJECT TITLE | | | PROJECT NO. | |
| Cooks Corner Road Development | | | | |
| DEPARTMENT | | PROJECT MANAGER | | DEPT. PRIORITY |
| Administration | | Town Manager | | |
| PROJECT LOCATION | | TIF (Y or N) | DISTRICT | USEFUL LIFE (years) |
| Cooks Corner | | | | 20 |

PROJECT DESCRIPTION Describe the project and summarize why the project is necessary. Address evaluation criteria.

On November 4, 2013, the Town Council authorized the Town to proceed with preliminary engineering for a road construction project that would make improvements to Thomas Point Road as well as add two new roads; one connecting Gurnet Road to Thomas Point Road and a second connecting Thomas Point Road to Tibbetts Drive. The proposed project had several goals, among them to make a connection between the Cook's Corner Mall and Wal-Mart, and to provide access to aid development in the area. Sitalines was chosen to prepare the preliminary engineering report.

The road improvement project was initially included in the Town's 2014-2018 CIP, and appears again in the 2016-20 CIP. The engineering report was delayed by the need to secure commitments from abutting landowners. Those commitments included contribution of right-of-way and the extinguishment of certain shared easements. Recently, the Town prepared a project budget and tax increment financing model for the project. That model indicates that debt service related to the project could be recovered in ten to fifteen years, should the expected development occur.

Since the most recent estimated cost of the project exceeded the original estimated cost carried in the CIP (\$1,600,000), a number of efforts were undertaken to reduce the cost. Significantly, one of the abutting land owners agreed to fund and construct the Thomas Point to Tibbetts connection. This reduces the Town's estimated cost by approximately \$300,000. Additionally, we have asked developers to make an additional \$200,000 cash contribution to the project.

PROJECT SOURCES AND USES OF FUNDS (estimates should cover entire cost of project)

| SOURCES OF FUNDS | 6/30/2015 | 2015-16 | 2016-17 | 2017-18 | 2018-19 | 2019-20 | TOTAL |
|------------------------|-----------|-----------|---------|---------|---------|---------|-----------|
| G.O. Bonds | | 1,400,000 | | - | | | 1,400,000 |
| Impact Fees | | 130,000 | | | | | 130,000 |
| Developer contribution | | 500,000 | | | | | 500,000 |
| | | | | | | | - |
| | | | | | | | - |
| TOTALS | - | 2,030,000 | - | - | - | - | 2,030,000 |
| USES OF FUNDS | 6/30/2015 | 2015-16 | 2016-17 | 2017-18 | 2018-19 | 2019-20 | TOTAL |
| Constuction | | 2,030,000 | - | - | | | 2,030,000 |
| | | | | | | | - |
| | | | | | | | - |
| | | | | | | | - |
| | | | | | | | - |
| | | | | | | | - |
| | | | | | | | - |
| | | | | | | | - |
| TOTALS | - | 2,030,000 | - | - | - | - | 2,030,000 |

What is the source and date of your cost estimate? (e.g. preliminary estimate - 6/30/13, design - 12/31/12, etc....)

Sitalines engineering report, and Harry Crooker estimate October 2014

CONSISTENCY WITH PLANS AND STUDIES

Describe how this project is consistent with the Comprehensive Plan and/or other plans or studies.

Cooks Corner Master Plan

INTERDEPARTMENTAL OR INTERAGENCY IMPACT

Explain how this project will impact other departments or agencies. Do you know of any other project with which this project could or should be combined in order to maximize the benefits from each?

None

IMPACT ON OPERATING BUDGETS

Provide an estimate of the annual costs or savings that will result from this project over the next five (5) years. Show savings as negative.

| Type of Cost/(Savings) | 2015-16 | 2016-17 | 2017-18 | 2018-19 | 2019-20 | TOTAL |
|------------------------|---------|---------|---------|---------|---------|-------|
| Maintenance | | | | | | - |
| | | | | | | - |
| | | | | | | - |
| | | | | | | - |
| | | | | | | - |
| | | | | | | - |
| | | | | | | - |
| | | | | | | - |
| | | | | | | - |
| | | | | | | - |
| | | | | | | - |
| TOTALS (net) | - | - | - | - | - | - |

Explain the changes in the operating budgets (i.e. additional personnel or equipment, increased revenues, etc.)

ALTERNATIVES CONSIDERED Describe what was considered as an alternative to this project.

Regular repair of Thomas Point Rd would cost approx \$150,000.
Thomas Point/Bath Road intersection is in need of reconfiguration for safety reasons.

EFFECT OF DELAYING THIS PROJECT What is the effect if this project is not funded or funding is delayed?

Delay development in the area.

OTHER CONSIDERATIONS Discuss any other information that should be considered for this project.

TOWN OF BRUNSWICK, MAINE
CAPITAL OUTLAY PROJECT SUMMARY
 FY 2016-2020

| | | | | |
|--|--|------------------------|--------------------|----------------------------|
| PROJECT TITLE | | | PROJECT NO. | |
| Maine Street Sidewalks and Lighting | | | | |
| DEPARTMENT | | PROJECT MANAGER | | DEPT. PRIORITY |
| Public Works | | Town Engineer | | |
| PROJECT LOCATION | | TIF (Y or N) | DISTRICT | USEFUL LIFE (years) |
| Maine Street | | Y | | 20 |

PROJECT DESCRIPTION Describe the project and summarize why the project is necessary. Address evaluation criteria.

The sidewalks and lighting on Maine Street are in need of repair and, in some cases, replacement. Several organizations are willing to partner with the Town to address the issues and work to maintain a vibrant downtown. This project proposes initial funding of \$50,000 each year over two years to stimulate and facilitate cooperative projects.

The funding is proposed to be from the Downtown TIF fund, as that fund begins to generate revenue after the Station Avenue project is paid off.

PROJECT SOURCES AND USES OF FUNDS (estimates should cover entire cost of project)

| Source of Funds: | Thru 6/30/15 | 2015-16 | 2016-17 | 2017-18 | 2018-19 | 2019-20 | TOTAL |
|-------------------------------|--------------|---------|---------|---------|---------|---------|--------------|
| TIF Revenues | | 50,000 | 50,000 | | | | 100,000 |
| | | | | | | | - |
| | | | | | | | - |
| | | | | | | | - |
| | | | | | | | - |
| TOTAL SOURCES | - | 50,000 | 50,000 | - | - | - | 100,000 |
| Use of Funds: | Thru 6/30/15 | 2015-16 | 2016-17 | 2017-18 | 2018-19 | 2019-20 | TOTAL |
| Maine St sidewalks & lighting | | 50,000 | 50,000 | | | | 100,000 |
| | | | | | | | - |
| | | | | | | | - |
| | | | | | | | - |
| | | | | | | | - |
| | | | | | | | - |
| | | | | | | | - |
| TOTAL USES | - | 50,000 | 50,000 | - | - | - | 100,000 |

What is the source and date of your cost estimate? (e.g. preliminary estimate - 6/30/13, design - 12/31/12, etc....)

CONSISTENCY WITH PLANS AND STUDIES

Describe how this project is consistent with the Comprehensive Plan and/or other plans or studies.

Consistent with maintenance/upgrades in Downtown Master Plan

INTERDEPARTMENTAL OR INTERAGENCY IMPACT

Explain how this project will impact other departments or agencies. Do you know of any other project with which this project could or should be combined in order to maximize the benefits from each?

No impact

IMPACT ON OPERATING BUDGETS

Provide an estimate of the annual costs or savings that will result from this project over the next five (5) years. Show savings as negative.

| Type of Cost/(Savings) | 2015-16 | 2016-17 | 2017-18 | 2018-19 | 2019-20 | TOTAL |
|------------------------|---------|---------|---------|---------|---------|-------|
| | | | | | | - |
| | | | | | | - |
| | | | | | | - |
| | | | | | | - |
| | | | | | | - |
| | | | | | | - |
| | | | | | | - |
| | | | | | | - |
| | | | | | | - |
| | | | | | | - |
| | | | | | | - |
| | | | | | | - |
| | | | | | | - |
| | | | | | | - |
| TOTALS (net) | - | - | - | - | - | - |

Explain the changes in the operating budgets (i.e. additional personnel or equipment, increased revenues, etc.)

No operating impact except possible lower electricity costs due to energy efficient LED bulbs.

ALTERNATIVES CONSIDERED & EFFECT OF DELAYING THIS PROJECT

Describe what was considered as an alternative to this project. What is the effect if this project is not funded or delayed?

No alternative considered.

OTHER CONSIDERATIONS Discuss any other information that should be considered for this project.

TOWN OF BRUNSWICK, MAINE
CAPITAL OUTLAY PROJECT SUMMARY
 FY 2016-2020

| | | | | |
|--|--|----------------------------------|--------------------|----------------------------|
| PROJECT TITLE | | | PROJECT NO. | |
| BHS Egress Road | | | | |
| DEPARTMENT | | PROJECT MANAGER | | DEPT. PRIORITY |
| Brunswick School Department | | Superintendent of Schools | | |
| PROJECT LOCATION | | TIF (Y or N) | DISTRICT | USEFUL LIFE (years) |
| Brunswick High School | | | | 20 |
| PROJECT DESCRIPTION Describe the project and summarize why the project is necessary. Address evaluation criteria. | | | | |

The project proposes to construct a 24 foot wide (2 lane) access road approx. 3,500 feet long from Brunswick High School to Pleasant Hill Road. Construction will be gravel base with paved surface, sides ditched as appropriate.

PROJECT SOURCES AND USES OF FUNDS (estimates should cover entire cost of project)

| SOURCES OF FUNDS | 6/30/2015 | 2015-16 | 2016-17 | 2017-18 | 2018-19 | 2019-20 | TOTAL |
|------------------|-----------|---------|---------|---------|---------|---------|---------|
| G.O. Bonds | | | 500,000 | - | | | 500,000 |
| | | | | | | | - |
| | | | | | | | - |
| | | | | | | | - |
| TOTALS | - | - | 500,000 | - | - | - | 500,000 |
| USES OF FUNDS | 6/30/2015 | 2015-16 | 2016-17 | 2017-18 | 2018-19 | 2019-20 | TOTAL |
| Constuction | | | 500,000 | - | | | 500,000 |
| | | | | | | | - |
| | | | | | | | - |
| | | | | | | | - |
| | | | | | | | - |
| | | | | | | | - |
| | | | | | | | - |
| TOTALS | - | - | 500,000 | - | - | - | 500,000 |

What is the source and date of your cost estimate? (e.g. preliminary estimate - 6/30/13, design - 12/31/12, etc....)

Preliminary estimate continually updated. Does not include landscaping, grading of perimeter, lighting, or any Town/DOT-required approach requirements on Pleasant Hill Road.

CONSISTENCY WITH PLANS AND STUDIES

Describe how this project is consistent with the Comprehensive Plan and/or other plans or studies.

This initiative is consistent with security protocols for having more than one point of access.

INTERDEPARTMENTAL OR INTERAGENCY IMPACT

Explain how this project will impact other departments or agencies. Do you know of any other project with which this project could or should be combined in order to maximize the benefits from each?

Project has been strongly recommended for accomplishment by both Police and Fire Departments to improve both egress from campus and access to campus by emergency services.

IMPACT ON OPERATING BUDGETS

Provide an estimate of the annual costs or savings that will result from this project over the next five (5) years. Show savings as negative.

| Type of Cost/(Savings) | 2015-16 | 2016-17 | 2017-18 | 2018-19 | 2019-20 | TOTAL |
|------------------------|---------|---------|---------|---------|---------|-------|
| Maintenance | | | 400 | 400 | 800 | 1,600 |
| | | | | | | - |
| | | | | | | - |
| | | | | | | - |
| | | | | | | - |
| | | | | | | - |
| | | | | | | - |
| | | | | | | - |
| | | | | | | - |
| | | | | | | - |
| | | | | | | - |
| TOTALS (net) | - | - | 400 | 400 | 800 | 1,600 |

Explain the changes in the operating budgets (i.e. additional personnel or equipment, increased revenues, etc.)

Preventive maintenance cost and snow removal.

ALTERNATIVES CONSIDERED Describe what was considered as an alternative to this project.

None

EFFECT OF DELAYING THIS PROJECT What is the effect if this project is not funded or funding is delayed?

The lack of a second access/egress poses potential safety concerns.

OTHER CONSIDERATIONS Discuss any other information that should be considered for this project.

TOWN OF BRUNSWICK, MAINE
CAPITAL OUTLAY PROJECT SUMMARY
 FY 2016-2020

| | | | | |
|--|--|------------------------------|--------------------|----------------------------|
| PROJECT TITLE | | | PROJECT NO. | |
| Union Street Storm Drain | | | 1 | |
| DEPARTMENT | | PROJECT MANAGER | | DEPT. PRIORITY |
| Public Works Department | | Public Works Director | | 1 |
| PROJECT LOCATION | | TIF (Y or N) | DISTRICT | USEFUL LIFE (years) |
| Union Street | | Y | 6 | 50 |
| PROJECT DESCRIPTION Describe the project and summarize why the project is necessary. Address evaluation criteria. | | | | |

The existing storm drain along Union Street from Elm Street north to Mill Street has been surcharging and flooding, particularly at Cumberland Street and Lincoln Street. There has also been flooding on a side branch on Pleasant Street at Middle Street. The system discharges near Overlook Park after flowing east on Mill St and then going down across Route 1 just west of Water Street.

Flooding of the roadways in the downtown built-up area is detrimental to properties and business. We have had the Brunswick Sewer District televise the entire collection line. They did locate a few problem areas where we cleaned out the minor obstructions and saw no noticeable change in system capacity. It appears the old line is undersized to carry the runoff from the drainage area it now serves.

Sitelines was contracted to conduct an analysis of the system and provide a recommendation and cost estimate.

Based on an analysis of the design alternatives, Sitelines recommends that the Union Street storm drain system be reconstructed and a new storm drain and outfall be installed crossing Route 1 West of Union Street. Because of the numerous unknowns associated with the existing Route 1 storm drain system, there is a concern that upgrading the storm drain system within Union and Mill Streets could result in additional flooding within the Route 1 or Federal St system. Installing a new outfall will remove a significant amount of drainage area from the Route 1 system and will alleviate any potential flooding issues. In terms of constructability, replacing the existing storm drain within Route 1 would disrupt traffic for an extended period and would most likely result in detouring traffic through downtown Brunswick. For the new outfall option, even open trench work could likely be completed with a shorter impact to the Route 1 traffic. Lastly, the cost of the new outfall is estimated to be less than the cost of reconstructing the existing storm drain system.

PROJECT SOURCES AND USES OF FUNDS (estimates should cover entire cost of project)

| Source of Funds: | 6/30/2015 | 2015-16 | 2016-17 | 2017-18 | 2018-19 | 2019-20 | TOTAL |
|-------------------------|-----------|---------|-----------|---------|---------|---------|-----------|
| Gen. Fund Bal. | 50,000 | | | | | | - |
| G.O. Bonds | | | 1,300,000 | | | | 1,300,000 |
| | | | | | | | - |
| | | | | | | | - |
| | | | | | | | - |
| TOTAL SOURCES | 50,000 | - | 1,300,000 | - | - | - | 1,300,000 |
| Use of Funds: | 6/30/2015 | 2015-16 | 2016-17 | 2017-18 | 2018-19 | 2019-20 | TOTAL |
| Preliminary Engineering | 50,000 | | | | | | - |
| Construction, tec. | | | 1,300,000 | | | | 1,300,000 |
| | | | | | | | - |
| | | | | | | | - |
| | | | | | | | - |
| | | | | | | | - |
| | | | | | | | - |
| TOTAL USES | 50,000 | - | 1,300,000 | - | - | - | 1,300,000 |

What is the source and date of your cost estimate? (e.g. preliminary estimate - 6/30/13, design - 12/31/12, etc....)

Sitelines estimate, January 2015.

CONSISTENCY WITH PLANS AND STUDIES

Describe how this project is consistent with the Comprehensive Plan and/or other plans or studies.

INTERDEPARTMENTAL OR INTERAGENCY IMPACT

Explain how this project will impact other departments or agencies. Do you know of any other project with which this project could or should be combined in order to maximize the benefits from each?

No know impact to other departments.

IMPACT ON OPERATING BUDGETS

Provide an estimate of the annual costs or savings that will result from this project over the next five (5) years. Show savings as negative.

| Type of Cost/(Savings) | 2015-16 | 2016-17 | 2017-18 | 2018-19 | 2019-20 | TOTAL |
|------------------------|---------|---------|---------|---------|---------|-------|
| | | | | | | - |
| | | | | | | - |
| | | | | | | - |
| | | | | | | - |
| | | | | | | - |
| | | | | | | - |
| | | | | | | - |
| | | | | | | - |
| | | | | | | - |
| | | | | | | - |
| | | | | | | - |
| TOTALS (net) | - | - | - | - | - | - |

Explain the changes in the operating budgets (i.e. additional personnel or equipment, increased revenues, etc.)

Minimal reduction is expected.

ALTERNATIVES CONSIDERED & EFFECT OF DELAYING THIS PROJECT

Describe what was considered as an alternative to this project. What is the effect if this project is not funded or delayed?

Cleaning of the existing storm drain has been done in the past years with limited success. It appears the existing pipe is not sized to carry the watershed it currently serves with the impervious area and more intense rain storms of late.

OTHER CONSIDERATIONS Discuss any other information that should be considered for this project.

Flooding problems and related minor damage has occurred. Further delaying this project may lead to property flood damage claims and increased criticism of the Town's failure to timely address a known deficiency that could ultimately result in serious property or bodily injury.

TOWN OF BRUNSWICK, MAINE
CAPITAL OUTLAY PROJECT SUMMARY
 FY 2016-2020

| | | | | |
|---|--|--|--------------------|----------------------------|
| PROJECT TITLE | | | PROJECT NO. | |
| Androscoggin River Bike Path Extension | | | | |
| DEPARTMENT | | PROJECT MANAGER | | DEPT. PRIORITY |
| Parks & Recreation | | Parks & Recreation Director | | |
| PROJECT LOCATION | | TIF (Y or N) | DISTRICT | USEFUL LIFE (years) |
| US Route One R-O-W | | | | 100 |

PROJECT DESCRIPTION Describe the project and summarize why the project is necessary. Address evaluation criteria.

This project would extend the bike path approximately 2.6 miles in an easterly direction from its current termination point on Grover Lane. This phase of the overall project would connect to Petersen Lane in Brunswick at its terminus.

The current bike path has been designated as a model segment of the East Coast Greenway, a bicycle and pedestrian trail system that stretches from Key West, Florida to Calais, Maine. The Town completed a feasibility study in 2004 in collaboration with the City of Bath for the purpose of linking the Androscoggin River Bicycle Path with bicycle and pedestrian facilities constructed as part of the Sagadahoc Bridge project. This study resulted in a proposed extension of the existing path along the US Route 1 corridor from Brunswick through West Bath and Bath and additional 7.21 miles to link to the Sagadahoc Bridge non motorized transportation facilities.

The Town has previously submitted project proposals in 2009 and 2010 for Federal funding to execute this project.

PROJECT SOURCES AND USES OF FUNDS (estimates should cover entire cost of project)

| Source of Funds: | 6/30/2015 | 2015-16 | 2016-17 | 2017-18 | 2018-19 | 2019-20 | TOTAL |
|----------------------|-----------|---------|---------|-----------|---------|---------|-----------|
| G.O. Bonds | | | | 300,000 | | | 300,000 |
| Impact Fees | | | | 100,000 | | | 100,000 |
| US D.O.T | | | | 1,600,000 | | | 1,600,000 |
| | | | | | | | - |
| | | | | | | | - |
| TOTAL SOURCES | - | - | - | 2,000,000 | - | - | 2,000,000 |
| Use of Funds: | 6/30/2015 | 2015-16 | 2016-17 | 2017-18 | 2018-19 | 2019-20 | TOTAL |
| Construction | | | | 2,000,000 | | | 2,000,000 |
| | | | | | | | - |
| | | | | | | | - |
| | | | | | | | - |
| | | | | | | | - |
| | | | | | | | - |
| | | | | | | | - |
| TOTAL USES | - | - | - | 2,000,000 | - | - | 2,000,000 |

What is the source and date of your cost estimate? (e.g. preliminary estimate - 6/30/13, design - 12/31/12, etc....)

Feasibility Study conducted in 2004 and updated by Town Engineer John Foster in February 2010.

CONSISTENCY WITH PLANS AND STUDIES

Describe how this project is consistent with the Comprehensive Plan and/or other plans or studies.

Consistent with the Comprehensive Plan, the Open Space Plan and others.

INTERDEPARTMENTAL OR INTERAGENCY IMPACT

Explain how this project will impact other departments or agencies. Do you know of any other project with which this project could or should be combined in order to maximize the benefits from each?

IMPACT ON OPERATING BUDGETS

Provide an estimate of the annual costs or savings that will result from this project over the next five (5) years. Show savings as negative.

| Type of Cost/(Savings) | 2015-16 | 2016-17 | 2017-18 | 2018-19 | 2019-20 | TOTAL |
|------------------------|---------|---------|---------|---------|---------|--------|
| Maintenance | | | 20,000 | 20,000 | 20,000 | 60,000 |
| | | | | | | - |
| | | | | | | - |
| | | | | | | - |
| | | | | | | - |
| | | | | | | - |
| | | | | | | - |
| | | | | | | - |
| | | | | | | - |
| | | | | | | - |
| TOTALS (net) | - | - | 20,000 | 20,000 | 20,000 | 60,000 |

Explain the changes in the operating budgets (i.e. additional personnel or equipment, increased revenues, etc.)

The cost to maintain the facility are projected to be approximately \$20,000 based on our experience operating the existing path.

ALTERNATIVES CONSIDERED & EFFECT OF DELAYING THIS PROJECT

Describe what was considered as an alternative to this project. What is the effect if this project is not funded or delayed?

The 2004 feasibility study looked at alternatives to connect to Bath using the Old Bath Road in Brunswick as the primary route. It was determined to be the least preferred alternative due to the number of driveway and road crossings involved. Right of Way limitations in certain areas also proved challenging. US Route 1 is the safest alternative. Project costs will continue to rise and bicyclists and pedestrians will have to travel along roadways with limited shoulders making for a less safe manner in which to travel between Brunswick and Bath .

OTHER CONSIDERATIONS Discuss any other information that should be considered for this project.

TOWN OF BRUNSWICK, MAINE
CAPITAL OUTLAY PROJECT SUMMARY
 FY 2016-2020

| | | | | |
|-------------------------------|--|--|--------------------|----------------------------|
| PROJECT TITLE | | | PROJECT NO. | |
| Lamb Park Boat Launch | | | | |
| DEPARTMENT | | PROJECT MANAGER | | DEPT. PRIORITY |
| Parks & Recreation | | Parks & Recreation Director | | |
| PROJECT LOCATION | | TIF (Y or N) | DISTRICT | USEFUL LIFE (years) |
| River Road | | | 4 | 50 |

PROJECT DESCRIPTION Describe the project and summarize why the project is necessary. Address evaluation criteria.

This project would involve the development of a hard surfaced concrete plank boat launching ramp along the banks of the Androscoggin River in Brunswick. The facility is proposed to be constructed at the only deep water access point along the Androscoggin that is currently owned by the Town of Brunswick. The site is eight acres in size and was formerly donated to the Town of Brunswick in memory of Mr. Darrell Lamb. The Town agreed to construct a public boat access facility upon the site and to use the site for public recreation purposes as part of the land transaction agreement. Once opened the site would be named in memory of Mr. Lamb. The project would also consist of establishing a parking area for vehicles and boat trailers and an upgrade of an existing gravel access road to the site.

The Town currently has no trailered boat access facility along this stretch of the Androscoggin River that provides all season launch capacity. The Mill Street Canoe Portage is located downstream of this location but is not designed to accommodate trailered boats. Also this three mile stretch of the lower Androscoggin between the Pejepscoot and Florida Power Dams has been identified by the Maine Department of Inland Fisheries and Wildlife as having an excellent smallmouth bass fishery to which they desire to provide public access. Both the Department of Inland Fisheries and Wildlife and the Department of Conservation have indicated a strong willingness to consider funding a large portion of the project costs as funds are available.

PROJECT SOURCES AND USES OF FUNDS (estimates should cover entire cost of project)

| Source of Funds: | Thru 6/30/15 | 2015-16 | 2016-17 | 2017-18 | 2018-19 | 2019-20 | TOTAL |
|----------------------|--------------|---------|---------|---------|---------|---------|---------|
| IFW/DOC | | | | | 120,000 | | 120,000 |
| Gen. Fund Bal. | | | | | 30,000 | | 30,000 |
| | | | | | | | - |
| | | | | | | | - |
| | | | | | | | - |
| TOTAL SOURCES | - | - | - | - | 150,000 | - | 150,000 |
| Use of Funds: | Thru 6/30/15 | 2015-16 | 2016-17 | 2017-18 | 2018-19 | 2019-20 | TOTAL |
| Engineering | | | | | 15,000 | | 15,000 |
| Construction | | | | | 135,000 | | 135,000 |
| | | | | | | | - |
| | | | | | | | - |
| | | | | | | | - |
| | | | | | | | - |
| | | | | | | | - |
| TOTAL USES | - | - | - | - | 150,000 | - | 150,000 |

What is the source and date of your cost estimate? (e.g. preliminary estimate - 6/30/13, design - 12/31/12, etc....)

The cost estimate is based on the actual project costs associated with two similar facilities the Town has constructed; the Water Street Boat Landing and our Sawyer Park Boat Launch Facility.

CONSISTENCY WITH PLANS AND STUDIES

Describe how this project is consistent with the Comprehensive Plan and/or other plans or studies.

The Comprehensive Plan for the 1990's cites the need to establish additional public access sites to the Androscoggin River as did the 1988 Comprehensive Plan for Parks and Recreation and the recent Parks, Recreation and Open Space Plan for Brunswick, Maine.

INTERDEPARTMENTAL OR INTERAGENCY IMPACT

Explain how this project will impact other departments or agencies. Do you know of any other project with which this project could or should be combined in order to maximize the benefits from each?

The Maine Department of Inland Fisheries and Wildlife consider this site important as a future boat launch access site. In 1999 Bob Williams of DIFW toured the site with Town officials and expressed a willingness to work with the Town to help finance a portion of both the design and construction costs for this project. At that time it was determined that the Town would have to first straighten the River Road S Curve to insure safe sight distance for people trailering boats to and from the site. The River Road work was completed in 2004.

IMPACT ON OPERATING BUDGETS

Provide an estimate of the annual costs or savings that will result from this project over the next five (5) years. Show savings as negative.

| Type of Cost/(Savings) | 2015-16 | 2016-17 | 2017-18 | 2018-19 | 2019-20 | TOTAL |
|------------------------|---------|---------|---------|---------|---------|--------|
| Maintenance | | | | 1,000 | 10,000 | 11,000 |
| | | | | | | - |
| | | | | | | - |
| | | | | | | - |
| | | | | | | - |
| | | | | | | - |
| | | | | | | - |
| | | | | | | - |
| | | | | | | - |
| | | | | | | - |
| TOTALS (net) | - | - | - | 1,000 | 10,000 | 11,000 |

Explain the changes in the operating budgets (i.e. additional personnel or equipment, increased revenues, etc.)

An additional \$1,000 would be budgeted in the operating budget for lawn care and trash pickup associated with the facility once it comes on line and is opened to use by the public.

ALTERNATIVES CONSIDERED & EFFECT OF DELAYING THIS PROJECT

Describe what was considered as an alternative to this project. What is the effect if this project is not funded or delayed?

The Town considered putting this access in at the Mill Street Canoe Portage site. The depth of the water at the Mill Street property doesn't provide enough draft to float most trailered motorized boats during the peak boating season. More importantly, the Mill Street location is too close to the existing fast water that is located just above the spill he public will be unable to gain access to this section of the Androscoggin via motorized watercraft and the Town will not fulfill its agreement with the landowner who donated the land for this purpose. lay at the Florida Power Dam which would pose a safety hazard for boaters with engine troubles.

OTHER CONSIDERATIONS Discuss any other information that should be considered for this project.

The Maine Department of Conservation may also share in the cost of building the facility thus saving the Town money.

TOWN OF BRUNSWICK, MAINE
CAPITAL OUTLAY PROJECT SUMMARY
 FY 2016-2020

| | | | | |
|--|--|------------------------------|--------------------|----------------------------|
| PROJECT TITLE | | | PROJECT NO. | |
| Graham Road Landfill - Wastewater Treatment Facility | | | | |
| DEPARTMENT | | PROJECT MANAGER | | DEPT. PRIORITY |
| Public Works Department | | Public Works Director | | |
| PROJECT LOCATION | | TIF (Y or N) | DISTRICT | USEFUL LIFE (years) |
| Graham Road Landfill | | | 3 | 10 |
| PROJECT DESCRIPTION Describe the project and summarize why the project is necessary. Address evaluation criteria. | | | | |

The landfill was built in 1983 and commenced operation on January 9, 1984. Leachate is collected by a series of perforated pipes under each waste cell and the leachate is treated in a series of three facultative lagoons. New EPA effluent parameters for landfill discharges became effective at the landfill in 2004 and as of November 2009 the landfill is required to meet ammonia discharge limits. The treatment lagoons designed in 1983 were not required to address ammonia removal and they are not capable of effectively removing ammonia, especially in cold weather conditions. The Town and its consultant, Woodard & Curran have been working with DEP to test a pilot treatment facility to determine whether ammonia can be effectively treated in cold weather. Based on the results of that pilot project, the Town could be required to construct a full-scale treatment facility.

The Town has no choice but reduce ammonia levels in the effluent discharge from the landfill. Failure to do so could lead DEP fines and/or an order to close the landfill operations.

PROJECT SOURCES AND USES OF FUNDS (estimates should cover entire cost of project)

| Source of Funds: | 6/30/2015 | 2015-16 | 2016-17 | 2017-18 | 2018-19 | 2019-20 | TOTAL |
|----------------------|-----------|---------|-----------|---------|---------|---------|-----------|
| G.O. Bonds | | | 1,000,000 | | | | 1,000,000 |
| | | | | | | | - |
| | | | | | | | - |
| | | | | | | | - |
| | | | | | | | - |
| TOTAL SOURCES | - | - | 1,000,000 | - | - | - | 1,000,000 |
| Use of Funds: | 6/30/2015 | 2015-16 | 2016-17 | 2017-18 | 2018-19 | 2019-20 | TOTAL |
| Construction | | | 1,000,000 | | | | 1,000,000 |
| | | | | | | | - |
| | | | | | | | - |
| | | | | | | | - |
| | | | | | | | - |
| | | | | | | | - |
| | | | | | | | - |
| TOTAL USES | - | - | 1,000,000 | - | - | - | 1,000,000 |

What is the source and date of your cost estimate? (e.g. preliminary estimate - 6/30/13, design - 12/31/12, etc....)

Estimate is based on very preliminary information and by approximately July 2012 we should have a much more accurate estimate of what it will take to build a treatment facility to address ammonia levels in the effluent.

CONSISTENCY WITH PLANS AND STUDIES

Describe how this project is consistent with the Comprehensive Plan and/or other plans or studies.

INTERDEPARTMENTAL OR INTERAGENCY IMPACT

Explain how this project will impact other departments or agencies. Do you know of any other project with which this project could or should be combined in order to maximize the benefits from each?

No know impact to others.

IMPACT ON OPERATING BUDGETS

Provide an estimate of the annual costs or savings that will result from this project over the next five (5) years. Show savings as negative.

| Type of Cost/(Savings) | 2015-16 | 2016-17 | 2017-18 | 2018-19 | 2019-20 | TOTAL |
|------------------------|---------|---------|---------|---------|---------|-------|
| | | | | | | - |
| | | | | | | - |
| | | | | | | - |
| | | | | | | - |
| | | | | | | - |
| | | | | | | - |
| | | | | | | - |
| | | | | | | - |
| | | | | | | - |
| | | | | | | - |
| | | | | | | - |
| | | | | | | - |
| TOTALS (net) | - | - | - | - | - | - |

Explain the changes in the operating budgets (i.e. additional personnel or equipment, increased revenues, etc.)

In order to treat ammonia during the winter months, it is likely that the wastewater will need to be heated.

ALTERNATIVES CONSIDERED & EFFECT OF DELAYING THIS PROJECT

Describe what was considered as an alternative to this project. What is the effect if this project is not funded or delayed?

The leachate could be trucked or piped to an approved treatment facility, such as the Brunswick Sewer District treatment plant. The Town believes these alternatives would be cost prohibitive.

Delays could result in fines and/or closure of the landfill.

OTHER CONSIDERATIONS Discuss any other information that should be considered for this project.

TOWN OF BRUNSWICK, MAINE
CAPITAL OUTLAY PROJECT SUMMARY
 FY 2016-2020

| | | | | |
|--------------------------------|--|------------------------|--------------------|----------------------------|
| PROJECT TITLE | | | PROJECT NO. | |
| People Plus Parking Lot | | | | |
| DEPARTMENT | | PROJECT MANAGER | | DEPT. PRIORITY |
| Administration | | Town Manager | | |
| PROJECT LOCATION | | TIF (Y or N) | DISTRICT | USEFUL LIFE (years) |
| 35 Union Street | | | | 50 |

PROJECT DESCRIPTION Describe the project and summarize why the project is necessary. Address evaluation criteria.

This is to partially reconstruct and resurface the parking lot at People Plus (35 Union Street). The lot is in poor condition. It will require reconstruction in places to improve drainage.

Continued deterioration of the lot will result in higher reconstruction costs. The uneven surfaces may pose trip hazards for those using the facility.

PROJECT SOURCES AND USES OF FUNDS (estimates should cover entire cost of project)

| Source of Funds: | Thru 6/30/15 | 2015-16 | 2016-17 | 2017-18 | 2018-19 | 2019-20 | TOTAL |
|----------------------|--------------|---------|---------|---------|---------|---------|---------|
| Gen. Fund Bal. | | | | 100,000 | | | 100,000 |
| | | | | | | | - |
| | | | | | | | - |
| | | | | | | | - |
| | | | | | | | - |
| TOTAL SOURCES | - | - | - | 100,000 | - | - | 100,000 |
| Use of Funds: | Thru 6/30/15 | 2015-16 | 2016-17 | 2017-18 | 2018-19 | 2019-20 | TOTAL |
| Construction | | | | 100,000 | | | 100,000 |
| | | | | | | | - |
| | | | | | | | - |
| | | | | | | | - |
| | | | | | | | - |
| | | | | | | | - |
| | | | | | | | - |
| | | | | | | | - |
| TOTAL USES | - | - | - | 100,000 | - | - | 100,000 |

What is the source and date of your cost estimate? (e.g. preliminary estimate - 6/30/13, design - 12/31/12, etc....)

Preliminary estimate. An engineered plan and specifications will need to be prepared for this project in order to get an accurate cost estimate. Paving costs continue to escalate.

CONSISTENCY WITH PLANS AND STUDIES

Describe how this project is consistent with the Comprehensive Plan and/or other plans or studies.

INTERDEPARTMENTAL OR INTERAGENCY IMPACT

Explain how this project will impact other departments or agencies. Do you know of any other project with which this project could or should be combined in order to maximize the benefits from each?

IMPACT ON OPERATING BUDGETS

Provide an estimate of the annual costs or savings that will result from this project over the next five (5) years. Show savings as negative.

| Type of Cost/(Savings) | 2015-16 | 2016-17 | 2017-18 | 2018-19 | 2019-20 | TOTAL |
|------------------------|---------|---------|---------|---------|---------|-------|
| | | | | | | - |
| | | | | | | - |
| | | | | | | - |
| | | | | | | - |
| | | | | | | - |
| | | | | | | - |
| | | | | | | - |
| | | | | | | - |
| | | | | | | - |
| | | | | | | - |
| | | | | | | - |
| | | | | | | - |
| | | | | | | - |
| TOTALS (net) | - | - | - | - | - | - |

Explain the changes in the operating budgets (i.e. additional personnel or equipment, increased revenues, etc.)

ALTERNATIVES CONSIDERED & EFFECT OF DELAYING THIS PROJECT

Describe what was considered as an alternative to this project. What is the effect if this project is not funded or delayed?

Continued deterioration of the lot will result in higher future costs to reconstruct and resurface

OTHER CONSIDERATIONS Discuss any other information that should be considered for this project.

TOWN OF BRUNSWICK, MAINE
CAPITAL OUTLAY PROJECT SUMMARY
 FY 2016-2020

| | | | | |
|-------------------------------|--|--|--------------------|----------------------------|
| PROJECT TITLE | | | PROJECT NO. | |
| Skate Park | | | | |
| DEPARTMENT | | PROJECT MANAGER | | DEPT. PRIORITY |
| Parks & Recreation | | Parks & Recreation Director | | |
| PROJECT LOCATION | | TIF (Y or N) | DISTRICT | USEFUL LIFE (years) |
| NASB | | | | 20 |

PROJECT DESCRIPTION Describe the project and summarize why the project is necessary. Address evaluation criteria.

The project proposes the relocation of the previous skate park previously located at the former old high school site to property adjacent to the NASB MWR Fitness Center that is proposed for public benefit conveyance to the Town of Brunswick.

Elements of the former skate park have been removed and stored at the former Pleasant Hill Landfill site. A newly sited facility at the Naval Air Station would include some new ramps as well as some of the former concrete ramps used at the Old High School that have been temporarily stored at the former Pleasant Hill Landfill site.

PROJECT SOURCES AND USES OF FUNDS (estimates should cover entire cost of project)

| Source of Funds: | Thru 6/30/15 | 2015-16 | 2016-17 | 2017-18 | 2018-19 | 2019-20 | TOTAL |
|-------------------------|--------------|---------|---------|---------|---------|---------|---------|
| G.O. Bonds | | | 100,000 | | | | 100,000 |
| | | | | | | | - |
| | | | | | | | - |
| | | | | | | | - |
| | | | | | | | - |
| TOTAL SOURCES | - | - | 100,000 | - | - | - | 100,000 |
| Use of Funds: | Thru 6/30/15 | 2015-16 | 2016-17 | 2017-18 | 2018-19 | 2019-20 | TOTAL |
| Construction | | | 100,000 | | | | 100,000 |
| | | | | | | | - |
| | | | | | | | - |
| | | | | | | | - |
| | | | | | | | - |
| | | | | | | | - |
| | | | | | | | - |
| | | | | | | | - |
| TOTAL USES | - | - | 100,000 | - | - | - | 100,000 |

What is the source and date of your cost estimate? (e.g. preliminary estimate - 6/30/13, design - 12/31/12, etc....)

Source of the estimate is based on costs that were incurred when the Town built its original skate park at the Old High School site in 1998 and adjusted for inflation.

CONSISTENCY WITH PLANS AND STUDIES

Describe how this project is consistent with the Comprehensive Plan and/or other plans or studies.

INTERDEPARTMENTAL OR INTERAGENCY IMPACT

Explain how this project will impact other departments or agencies. Do you know of any other project with which this project could or should be combined in order to maximize the benefits from each?

IMPACT ON OPERATING BUDGETS

Provide an estimate of the annual costs or savings that will result from this project over the next five (5) years. Show savings as negative.

| Type of Cost/(Savings) | 2015-16 | 2016-17 | 2017-18 | 2018-19 | 2019-20 | TOTAL |
|------------------------|---------|---------|---------|---------|---------|--------|
| Maintenance | | 2,000 | 2,000 | 2,000 | 20,000 | 26,000 |
| | | | | | | - |
| | | | | | | - |
| | | | | | | - |
| | | | | | | - |
| | | | | | | - |
| | | | | | | - |
| | | | | | | - |
| | | | | | | - |
| | | | | | | - |
| TOTALS (net) | - | 2,000 | 2,000 | 2,000 | 20,000 | 26,000 |

Explain the changes in the operating budgets (i.e. additional personnel or equipment, increased revenues, etc.)

It is anticipated that maintenance of the new park will costs approximately \$2,000 annually. Costs will be for maintenance personnel to visit the site on a daily basis to insure that ramp systems are in good repair and that the site is clean and safe for use

ALTERNATIVES CONSIDERED & EFFECT OF DELAYING THIS PROJECT

Describe what was considered as an alternative to this project. What is the effect if this project is not funded or delayed?

Reuse of some of the former ramps to reduce cost for developing a new site location. Building a new facility without reuse of some of the existing ramp system would be more costly.

Youth will continue to be without a community skate park after having had one available at the Old High School site for approximately ten years.

OTHER CONSIDERATIONS Discuss any other information that should be considered for this project.